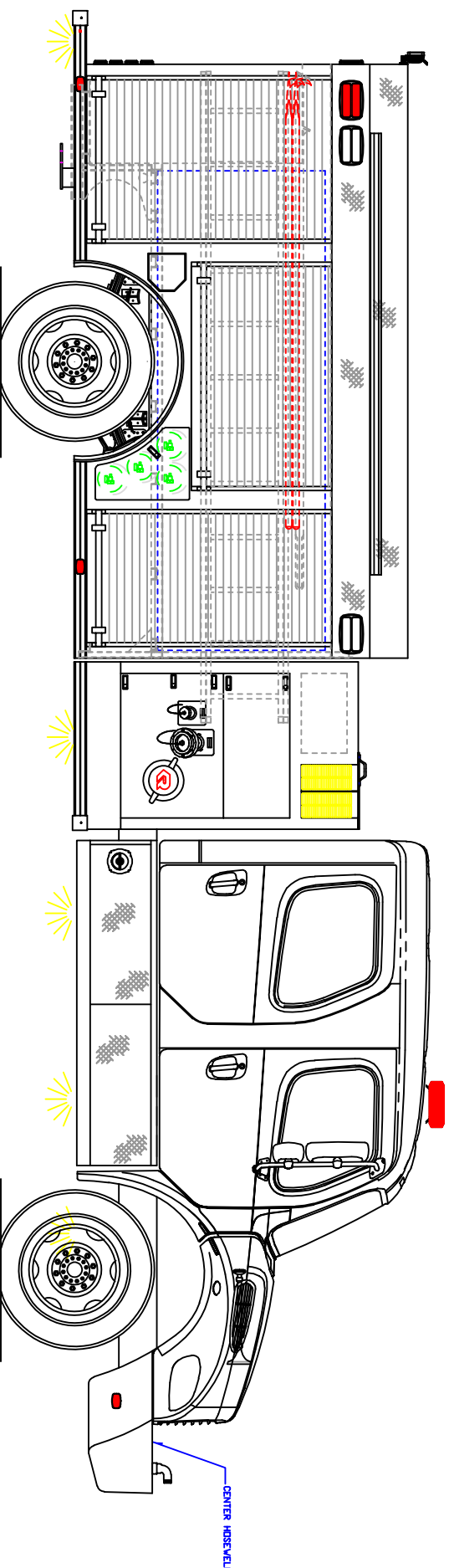
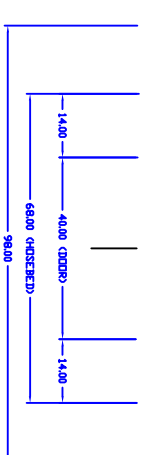
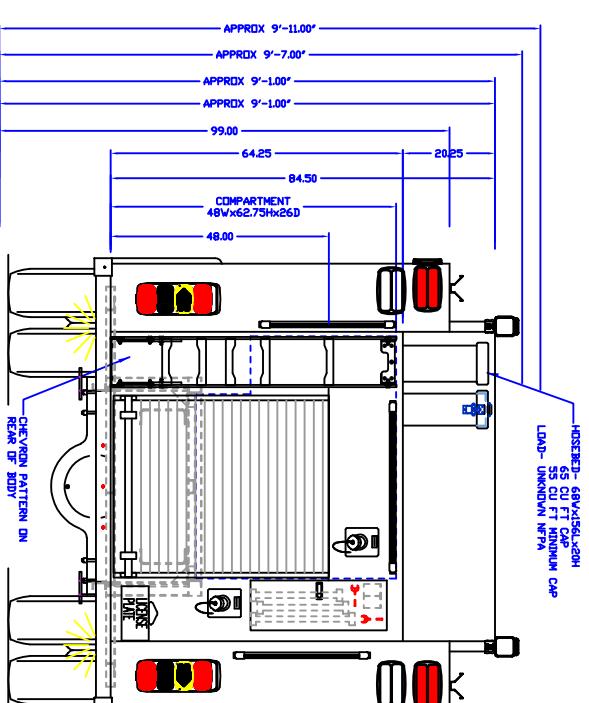
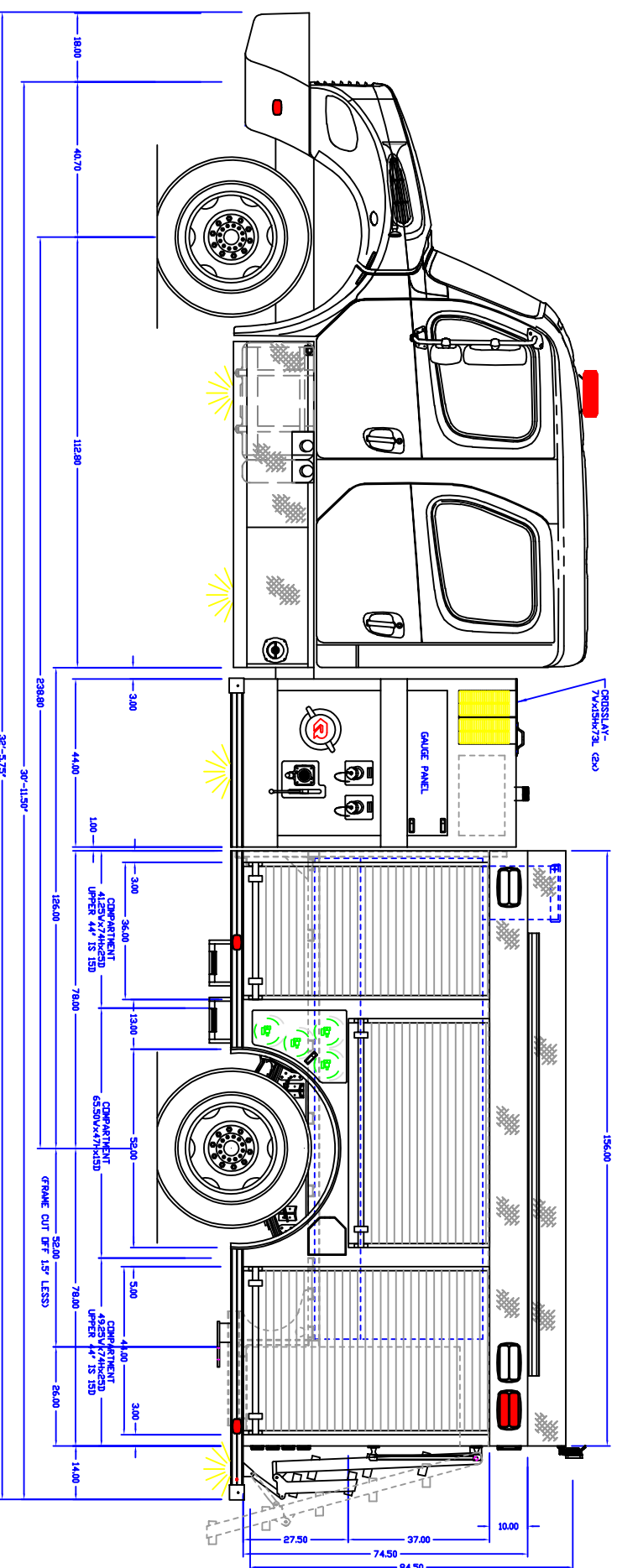


INITIALS: KA
 JOB NUMBER: 18540
 DATE: 10/5/2021

MAIN FILE: -
 DEPT: -
 DEALER: -

PRODUCTION APPROVED



- NOTES:
1. OVERALL HEIGHT IS IN LOADED CONDITION. UNLOADED HEIGHTS MAY BE 4" ABOVE HEIGHTS SHOWN.
 2. DO NOT SCALE DRAWING.
 3. ALL DIMENSIONS ARE APPROXIMATE AND SUBJECT TO ENGINEERING CHANGES.
 4. DRAWING MAY OR MAY NOT SHOW ALL ITEMS AS DESCRIBED IN THE WRITTEN DETAIL SPECIFICATIONS.
 5. INCLUSION OF AN ITEM ON THE DRAWING DOES NOT CONSTITUTE INCLUSION OF THAT ITEM WITH THE FINAL DELIVERED UNIT.
 6. THE EFFECTIVE DOOR OPENINGS WILL BE APPROX. 2" LESS THAN THE NOTED COMPARTMENT OPENING FOR ROLL UP DOORS AND UP TO APPROX. 4" LESS FOR HINGED DOORS

APPROVED BY:

REVISED: -	DATE: -
DRAWN: MMA	DATE: 09-29-21
PROPRIETARY AND CONFIDENTIAL INFORMATION CONTAINED IN THIS DRAWING IS THE SOLE PROPERTY OF ROSENBAUER. REPRODUCTION IN PART OR AS A WHOLE WITHOUT THE WRITTEN PERMISSION OF ROSENBAUER IS PROHIBITED.	
MAXIMUM HEIGHT	NONE
MAXIMUM LENGTH	NONE
BODY WIDTH	98"

CHASSIS:	FREIGHTLINER 4DR
PUMP:	WATEROUS 1500 GPM
TANK:	POLY/1000/20FOAM
PANEL MATL:	LINE X
COMP INTERIOR:	SWIRL
RAPID SERIES:	PX 3/16"
MODEL:	RSD FL 4DR SM 1000
REV:	2

RAPID RESPONSE
FL DEMO