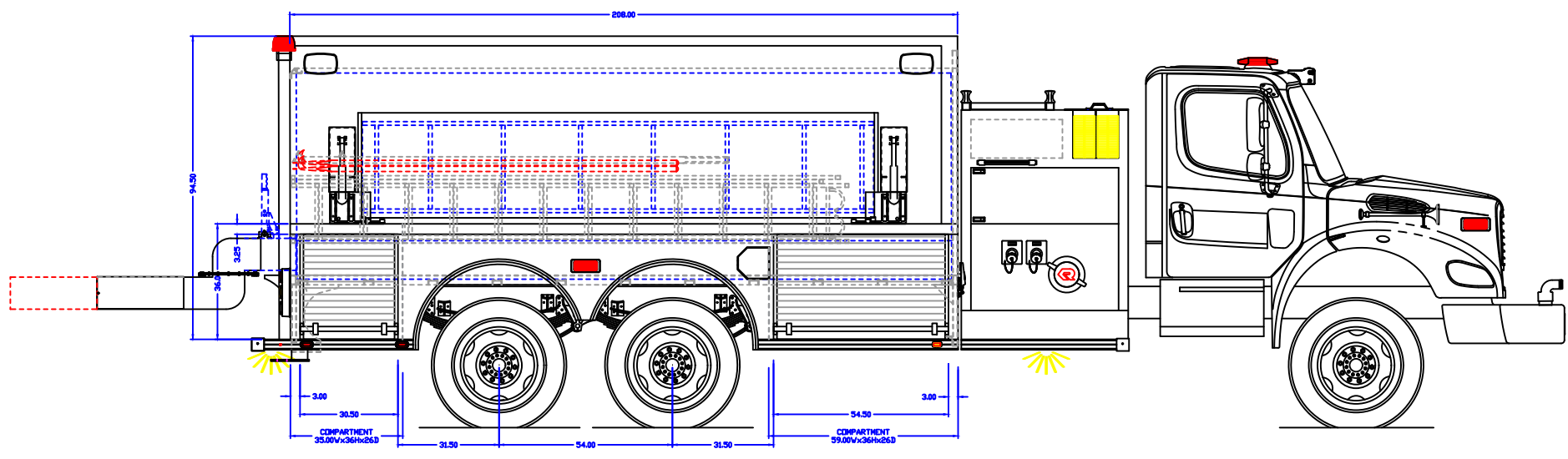
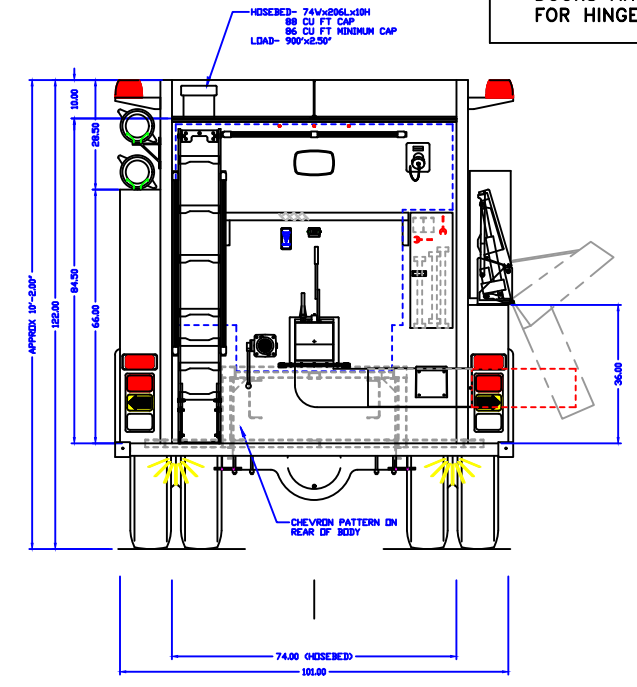
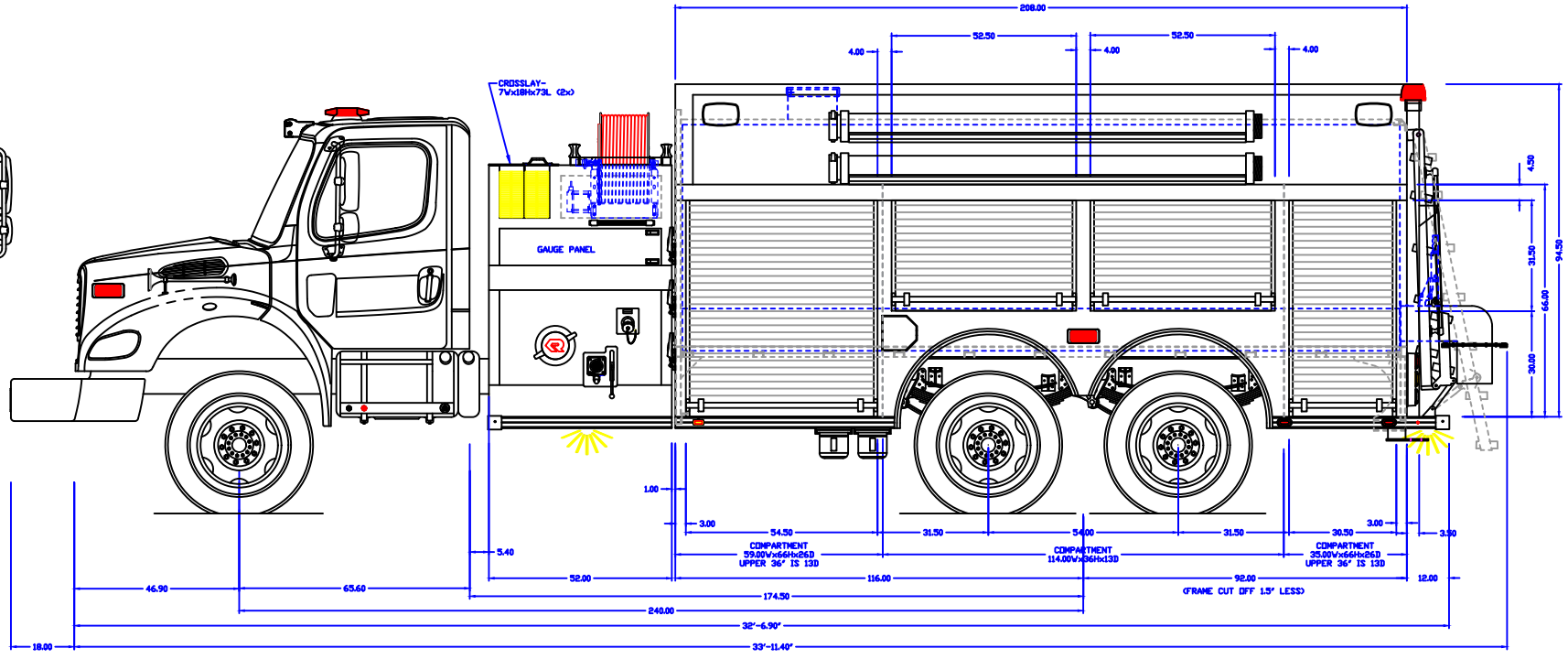



- NOTES:
1. OVERALL HEIGHT IS IN LOADED CONDITION. UNLOADED HEIGHTS MAY BE 4" ABOVE HEIGHTS SHOWN.
  2. DO NOT SCALE DRAWING.
  3. ALL DIMENSIONS ARE APPROXIMATE AND SUBJECT TO ENGINEERING CHANGES.
  4. DRAWING MAY OR MAY NOT SHOW ALL ITEMS AS DESCRIBED IN THE WRITTEN DETAIL SPECIFICATIONS.
  5. INCLUSION OF AN ITEM ON THE DRAWING DOES NOT CONSTITUTE INCLUSION OF THAT ITEM WITH THE FINAL DELIVERED UNIT.
  6. THE EFFECTIVE DOOR OPENINGS WILL BE APPROX. 2" LESS THAN THE NOTED COMPARTMENT OPENING FOR ROLL UP DOORS AND UP TO APPROX. 4" LESS FOR HINGED DOORS



APPROVED BY:

CHASSIS: FREIGHTLINER M2  
 PUMP: HALE DSD 1250 GPM  
 TANK: POLY/3000  
 PANEL MATL: STAINLESS STEEL

REV: DATE: DRAWN: BPC DATE: 05-16-24 1191-D  
 PROPRIETARY AND CONFIDENTIAL THE INFORMATION CONTAINED IN THIS DRAWING IS THE SOLE PROPERTY OF ROSENBAUER. ANY REPRODUCTION IN PART OR AS A WHOLE WITHOUT THE WRITTEN PERMISSION OF ROSENBAUER IS PROHIBITED.

COMP INTERIOR: SPATTER COAT  
 MAXIMUM HEIGHT NONE  
 MAXIMUM LENGTH NONE  
 BODY WIDTH 101"

CARR-CLARKSVILLE, FL



ROSENBAUER FX 1/8"  
 DRAWING NUMBER 1191-D REV -