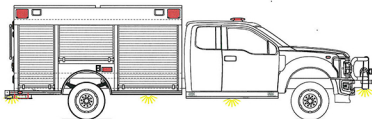
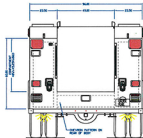
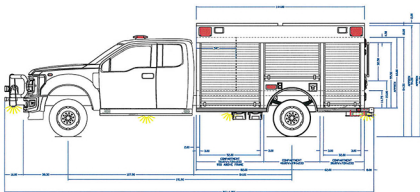
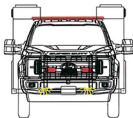


INTAKE: DN  
 JOB NUMBER: 2022  
 DATE: 1/25/2022

MINN FILE:      
 DESK:      
 SCALE:    

PRODUCTION APPROVED

- NOTES:
1. OVERALL HEIGHT IS IN LOADED CONDITION. UNLOADED HEIGHTS MAY BE 4" ABOVE HEIGHTS SHOWN.
  2. DO NOT SCALE DRAWING.
  3. ALL DIMENSIONS ARE APPROXIMATE AND SUBJECT TO ENGINEERING CHANGE.
  4. DRAWING MAY OR MAY NOT SHOW A ITEM AS DESCRIBED IN THE WHITE DETAIL SPECIFICATIONS.
  5. INCLUSION OF AN ITEM ON THE DRAWING DOES NOT CONSTITUTE INCLUSION OF THAT ITEM WITH THE FINAL DELIVERED UNIT.
  6. THE EFFECTIVE DOOR OPENINGS WILL APPROX. 2" LESS THAN THE NOTED COMPARTMENT OPENINGS FOR HCU-10 DOORS AND 1/2" TO APPROX. 4" LESS FOR HINGED DOORS.



APPROVED BY:

CHASSIS: FORD

PUMP: NA

TANK: NA

PANEL MATL: NA

COMP INTERIOR: SPATTER FINISH

MAXIMUM HEIGHT: NONE

MAXIMUM LENGTH: NONE

BOOT WIDTH: 56"

ROSENBAUER ENGINEERING  
 10000 W. 100th St.  
 Overland Park, MO 66204

PROPRIETARY AND CONFIDENTIAL  
 THE INFORMATION CONTAINED IS NOT TO BE  
 REPRODUCED OR TRANSMITTED IN ANY FORM OR BY ANY MEANS  
 WITHOUT THE WRITTEN PERMISSION OF ROSENBAUER ENGINEERING



ROSENBAUER MINI 1/1