



#LACROSSE®

# LACROSSE<sup>®</sup>

SPRING  
2020

CATALOG

# **BORN WITHOUT BOUNDARIES.**

**FROM THE WOODS AND THE MARSH TO THE HOMESTEAD  
AND THE JOBSITE, THERE ARE NO BOUNDARIES TO HOW FAR  
LACROSSE BOOTS CAN GO. OR HOW HARD THEY CAN WORK.**

**THERE ARE NO BOUNDARIES TO THEIR DURABILITY AND  
TOUGHNESS. NO BOUNDARIES TO THEIR PERFORMANCE AND  
PERSEVERANCE. SO NO MATTER THE TERRAIN AT FOOT OR  
THE TASK AT HAND, LACROSSE BOOTS ARE BORN FOR IT.**







**DEDICATED TO THE LAND.  
DEVOTED TO THE HUNT.**





## PRESERVING THE HUNT.

We're honored to partner with the National Wild Turkey Federation in an effort to conserve the wild turkey and preserve our hunting heritage.



## THE FUTURE STARTS TODAY.

LaCrosse Footwear is proud to join forces with the FFA by supporting the young men and women as they prepare to become the backbone of American agriculture.



## MEET THE MARSH.

We're excited to introduce new hunters to our waterfowl heritage by supporting First Hunt – North America's largest waterfowl hunter recruitment program.

# AEROFORM<sup>®</sup> TECHNOLOGY

Unequaled comfort and durability begins with our patented\* AeroForm technology – a revolutionary process in which liquid polyurethane is injected into a mold around the neoprene core. Once bonded, it creates a seamless material that's, dare we say, warmer, lighter and stronger than rubber.

## 1. NEOPRENE CORE

The naturally insulating and waterproof neoprene core wraps the foot and calf in flexible comfort. A top layer of Brush Tuff material provides abrasion resistance for added durability.

## 2. POLYURETHANE SHELL

Lightweight, flexible, insulating and extremely durable, the polyurethane shell delivers a glove-like fit around the foot and is ultra quiet for stalking undetected.

## 3. SHANK

An oversized polypropylene shank covers the entire arch area for added support and protection, which is ideal for climbing into the tree stand and traversing rough terrain.

## 4. MIDSOLE

A thick layer of injected polyurethane delivers incredible cushioning, shock absorption and insulation underfoot that won't compress over time.

## 5. FOOTBED

The molded polyurethane footbed adds an extra layer of cushioning and is removable to allow customization of fit and comfort.

## 6. OUTSOLE

During the injection process, a premium-grade rubber outsole is joined to the polyurethane shell, creating an inseparable bond once cured.

\* U.S. Utility Patent No. 8984776



# ALPHA CONSTRUCTION

Pioneered in 2003, LaCrosse® Alpha Construction set a new industry standard for comfort in rubber hunting boots. Lightweight and always long-wearing, boots featuring Alpha Construction are offered for a wide-range of activities to keep the whole family dry and comfortable, no matter the season.

## 1. PREMIUM RUBBER

Premium rubber is hand-laid around the neoprene core for a precise fit. Multiple layers of rubber are used in key areas for added support and durability. Once vulcanized, the layers of rubber are bonded together for unbeatable waterproof protection.

## 2. NEOPRENE CORE

The naturally insulating and waterproof neoprene core wraps the foot and calf in cushioning comfort. Also adding flexibility, it helps the boot go on and come off with ease and can be rolled down when the temperature rises.

## 3. INSULATION

For insulated styles, a layer of lightweight Thinsulate™ Ultra Insulation wraps the foot for warmth and added comfort.

## 4. SHANK

A shank is included for support under the arch, protection underfoot when climbing ladders and added stability while walking on uneven surfaces.

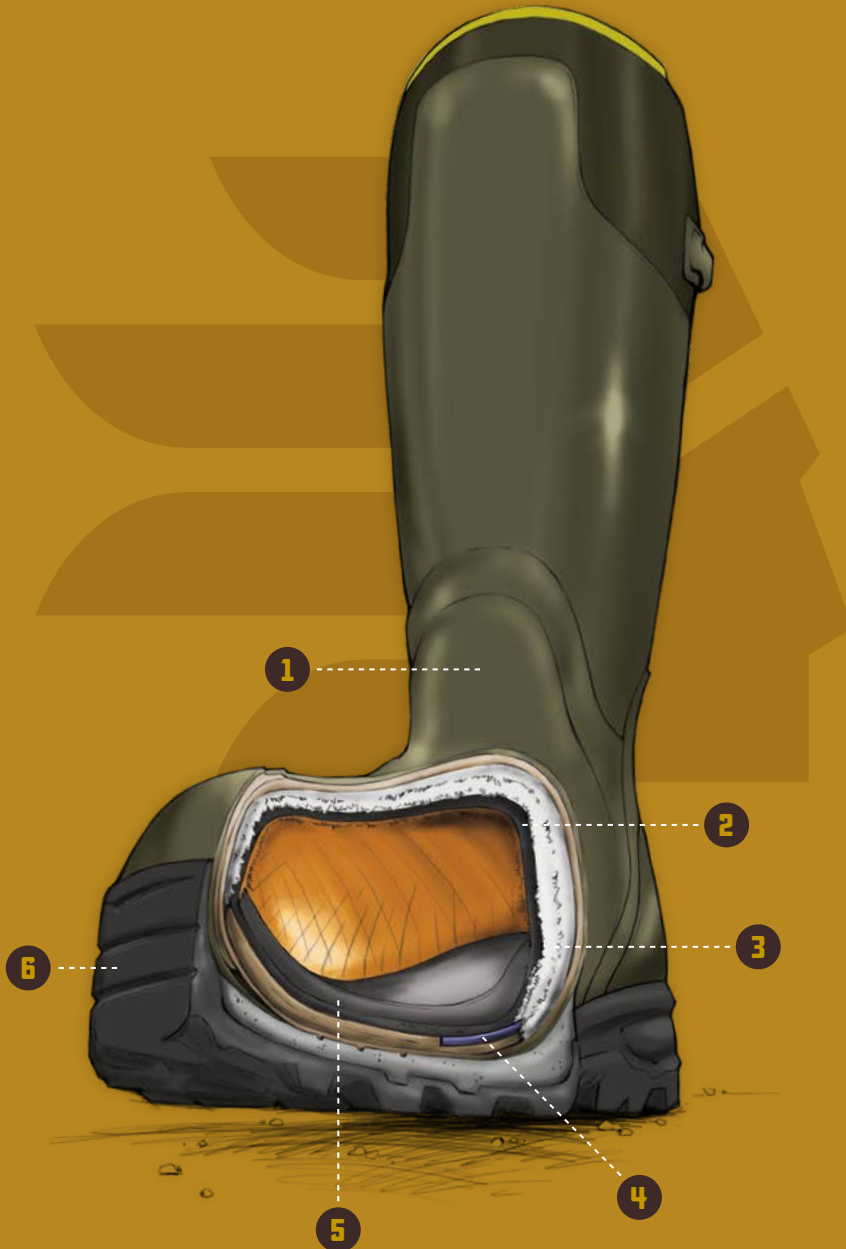
## 5. FOOTBED

The footbed adds an extra layer of cushioning and is removable to allow customization of fit and comfort.

## 6. OUTSOLE

The outsole is molded with premium-grade rubber, which means it won't turn rock-hard in the cold or sticky-soft in the heat.

\* U.S. Utility Patent No. 8984776



# LACROSSE SIGNATURE FEATURES



## ANKLE FIT

We designed the original Ankle Fit last to address concerns of the notoriously sloppy fit of rubber boots as well as to keep them from pulling loose in deep mud. The result is a precise-fitting rubber boot that stays put, which means no blisters or chafing from the foot sliding around and no boot left in the mud with each trudging step.

## ACTIVE FIT

An evolution to our traditional Ankle Fit, Active Fit features a more athletic and glove-like feel in a boot that's easier to get on and off. The neoprene core adds foot-hugging cushion all around as well as added flexibility to slide the boot on and off. Once it's on, the boot delivers a comfortable yet secure fit, which will hold the foot in place and prevent chafing and rubbing while on the move.

## ZXT RUBBER

Taking the best and making it better, we developed our proprietary ZXT Rubber to take our already premium rubber compound and make it stronger and more durable. The result is rubber that is even more ozone- and abrasion-resistant with incredible tensile and tear strength to keep feet dry and protected in the harshest conditions for the long haul.

## FUNCTIONAL GUSSET

Our signature gusset is added to each pair, by hand, for best-in-class versatility – making the boot easy to roll down when it's warm, providing extra room to get in and out of the boot, allowing for pants to be tucked in and accommodating various leg sizes – expanding for larger calves and cinching down for a secure fit around smaller ones.







HUNT



## ALPHA AGILITY

For spring we're expanding the Alpha Agility family with one of Mossy Dak's longest running camo patterns, Greenleaf. Couple this with premium hand-laid rubber over 5mm of naturally insulating neoprene and a specially formulated LXA rubber outsole compound for lightweight agility and all-day comfort. A 100% waterproof rubber hunt boot has never been this versatile.



## SNAKE COUNTRY

Same trustworthy protection, new camo pattern. We've expanded our newest snake boot family with a Realtree Edge™ option for a fresh look on our classic styled boots. Realtree Edge™ conceals by allowing you to blend into your hunting environment at close range, with natural elements arranged in a way to disrupt the human form at a distance. Paired with 360° Snake Guard protection and a 100% waterproof Dry-Core® lining, our Snake Country has your back no matter what nature has in store.

NEW FOR 2020

572112



RUBBER AND LEATHER TEAM UP TO CREATE THE ULTIMATE ALL-TERRAIN HUNTING BOOT.



ATLAS  
Built for ultimate traction performance in extreme conditions.

572110



572111



572113



**FEATURES**

- Nubuck leather with lightweight abrasion-resistant material upper for rugged durability
- 100% waterproof Dry-Core™ lining and PrimaLoft® insulation for protection from the elements
- DuraFit rubber heel cup locks heel in place for a secure fit and provides stability
- InfinitiTrac lug pattern adapts to the terrain, offering consistent traction
- Specially formulated LXG outsole compound offers optimal grip in all conditions
- Durable rubberized EVA midsole delivers cushioning and shock absorption underfoot
- Molded PU footbed offers cushion and long-lasting shape
- Metal eyelet and open-hook lace hardware
- Abrasion-resistant molded rubber toe cap for added durability

STYLE	HEIGHT	WEIGHT	COLOR/PATTERN	INSULATION
572110	8"	3.3 LBS	BROWN	NON-INSULATED
572111	8"	3.3 LBS	MOSSY OAK® BREAK-UP COUNTRY™	400G PRIMALOFT® INSULATION
572112	8"	3.5 LBS	REALTREE EDGE™	800G PRIMALOFT® INSULATION
572113	8"	3.6 LBS	MOSSY OAK® BREAK-UP COUNTRY™	1200G PRIMALOFT® INSULATION

**SIZES:** 7-12, 13, 14, 15M; 8-12, 13, 14W    **LINING:** DRY-CORE®    **FOOTBED:** REMOVABLE PU    **SHANK:** TPU

**513360**




**WINDROSE**  
A versatile outsole with multi-directional lugs for traction in varying terrain.



**FEATURES**

- Nubuck leather with lightweight abrasion-resistant material upper for rugged durability
- 100% waterproof Dry-Core™ lining and Thinsulate™ Ultra Insulation for protection from the elements
- DuraFit rubber heel cup locks heel in place for a secure fit and provides stability
- Thick, cushioning EVA midsole delivers added insulation and shock absorption underfoot
- Multi-directional non-loading lugs provide increased surface area for stability on uneven terrain
- See pg. 53 for the full details and specs of women's styles [513363, 513364]

	STYLE	HEIGHT	WEIGHT	COLOR/PATTERN	INSULATION
	<b>513360</b>	8"	3.3 LBS	BROWN	NON-INSULATED
<b>W &gt;</b>	<b>513363</b>	8"	2.8 LBS	BROWN	NON-INSULATED
	<b>513361</b>	8"	3.4 LBS	MOSSY OAK® BREAK-UP COUNTRY™	600G THINSULATE™ ULTRA
<b>W &gt;</b>	<b>513364</b>	8"	2.9 LBS	REALTREE EDGE™	600G THINSULATE™ ULTRA
	<b>513362</b>	8"	3.5 LBS	REALTREE EDGE™	1000G THINSULATE™ ULTRA

**SIZES:** 7-12, 13, 14, 15M; 8-12, 13, 14W **LINING:** DRY-CORE® **FOOTBED:** REMOVABLE PU **SHANK:** TPU  
**W:** WOMEN'S STYLES [5-10, 11M]

**322142**




**CHEVRON CLEATED**  
Trusted for generations because of its reliable traction in a variety of wet and muddy conditions



**FEATURES**

- Hand-laid premium ZXT Rubber for durable, waterproof, scent-free protection
- ZXT Rubber is ozone, abrasion and tear resistant with added tensile strength
- Multilayer rubber on the toe and heel plus a double-layer, ribbed vamp for added durability
- Ankle Fit locks the heel in place and top strap is adjustable for a comfortable, secure fit

	STYLE	HEIGHT	WEIGHT	COLOR/PATTERN	INSULATION	COMFORT ZONE
	<b>150040</b>	18"	4.5 LBS	OD GREEN	NON-INSULATED	0 TO 70°F
	<b>322141</b>	18"	4.5 LBS	MOSSY OAK® BREAK-UP COUNTRY™	NON-INSULATED	0 TO 70°F
	<b>322142</b>	18"	4.5 LBS	MOSSY OAK® ORIGINAL BOTTOMLAND®	NON-INSULATED	0 TO 70°F

**SIZES:** 5-15 WHOLE SIZES **LINING:** NYLON **FOOTBED:** REMOVABLE EVA **SHANK:** FIBERGLASS

340222



340223



340224



340226



340229



340230



340228



**HEAVYWEIGHT COMFORT HAS NEVER BEEN SO LIGHT.**

**AERO SPORT**

This all-season outsole with non-loading tread is built to take on the rugged outdoors.



**FEATURES**

- Patented AeroForm® technology delivers revolutionary comfort and durability in a markedly quiet boot
- Molded polyurethane over a 3.5mm [340222, 340226, 340228] or 7mm [340223, 340224, 340229, 340230] neoprene core for ultra-lightweight, flexible, waterproof comfort
- Thick polyurethane midsole for best-in-class cushioning and insulation underfoot
- Oversized shank covers the entire arch area for added stability and support
- Polyurethane reinforced shin and Brush Tuff bi-directional material provide abrasion resistance
- Flexible neoprene folds down for comfort in warmer conditions
- Molded kick-off heel plate for easy hands-free removal
- Active Fit with adjustable neoprene gusset for easy on/off and a secure, comfortable fit on foot
- Moisture wicking and quick-drying polyester jersey liner
- Snake boot version available; see pg. 8 for details

STYLE	HEIGHT	WEIGHT	COLOR/PATTERN	INSULATION	COMFORT ZONE
<b>340222</b>	16"	4.8 LBS	MOSSY OAK® BREAK-UP COUNTRY™	NON-INSULATED	0 TO 70° F
<b>340226</b>	16"	4.8 LBS	GORE OPTIFADE MARSH	NON-INSULATED	0 TO 70° F
<b>340228</b>	16"	4.8 LBS	REALTREE EDGE™	NON-INSULATED	0 TO 70° F
<b>340223</b>	16"	5.0 LBS	BROWN	800G EQUIVALENT	-50 TO 40° F
<b>340224</b>	16"	5.0 LBS	MOSSY OAK® BOTTOMLAND®	800G EQUIVALENT	-50 TO 40° F
<b>340229</b>	16"	5.0 LBS	GORE OPTIFADE ELEVATED II	800G EQUIVALENT	-50 TO 40° F
<b>340230</b>	16"	5.0 LBS	REALTREE EDGE™	800G EQUIVALENT	-50 TO 40° F

**SIZES:** 6-15 WHOLE SIZES    **LINING:** JERSEY    **FOOTBED:** REMOVABLE EVA    **SHANK:** POLYPROPYLENE

376012



376001



376010



376011



376021



376024



376027



376030



376032



376033



376035



376037





**FEATURES**

- Hand-laid premium rubber over a 3.5mm neoprene core for flexible, waterproof, scent-free comfort
- Embossed liner increases air circulation inside the boot, wicks moisture and is quick drying
- Active Fit with adjustable neoprene gusset for easy on/off and a secure, comfortable fit on foot
- Multilayer rubber on the toe and heel plus a double-layer vamp for added support and durability
- Side zipper for easy on/off [376030]
- See pg. 54 for the full details and specs of women's styles [376008, 376026, 376028, 376016, 376031]

	STYLE	HEIGHT	WEIGHT	COLOR/PATTERN	INSULATION	COMFORT ZONE
	<b>376001</b>	18"	4.8 LBS	FOREST GREEN	NON-INSULATED	0 TO 70°F
<b>W &gt;</b>	<b>376008</b>	15"	4.0 LBS	MOSSY OAK® BREAK-UP COUNTRY™	NON-INSULATED	0 TO 70°F
	<b>376010</b>	18"	4.8 LBS	GORE OPTIFADE WATERFOWL MARSH	NON-INSULATED	0 TO 70°F
	<b>376024</b>	18"	4.8 LBS	REALTREE EDGE™	NON-INSULATED	0 TO 70°F
<b>W &gt;</b>	<b>376026</b>	15"	4.0 LBS	REALTREE EDGE™	NON-INSULATED	0 TO 70°F
	<b>376027</b>	18"	4.8 LBS	MOSSY OAK® BREAK-UP COUNTRY™	NON-INSULATED	0 TO 70°F
	<b>376033</b>	18"	4.8 LBS	GORE OPTIFADE ELEVATED II	NON-INSULATED	0 TO 70°F
	<b>376012</b>	18"	5.0 LBS	REALTREE EDGE™	400G THINSULATE™ ULTRA	-20 TO 50°F
	<b>376011</b>	18"	5.2 LBS	FOREST GREEN	800G THINSULATE™ ULTRA	-50 TO 40°F
	<b>376021</b>	18"	5.2 LBS	REALTREE MAX-5®	800G THINSULATE™ ULTRA	-50 TO 40°F
<b>W &gt;</b>	<b>376028</b>	15"	4.4 LBS	REALTREE EDGE™	800G THINSULATE™ ULTRA	-50 TO 40°F
	<b>376035</b>	18"	5.2 LBS	GORE OPTIFADE ELEVATED II	800G THINSULATE™ ULTRA	-50 TO 40°F
<b>W &gt;</b>	<b>376016</b>	15"	4.6 LBS	GORE OPTIFADE ELEVATED II	1000G THINSULATE™ ULTRA	-60 TO 30°F
	<b>376029</b>	18"	5.5 LBS	MOSSY OAK® BREAK-UP COUNTRY™	1000G THINSULATE™ ULTRA	-60 TO 30°F
<b>ZIP &gt;</b>	<b>376030</b>	18"	5.5 LBS	REALTREE EDGE™	1000G THINSULATE™ ULTRA	-60 TO 30°F
	<b>376018</b>	18"	5.5 LBS	GORE OPTIFADE ELEVATED II	1600G THINSULATE™ ULTRA	-70 TO 30°F
	<b>376032</b>	18"	5.5 LBS	REALTREE EDGE™	1600G THINSULATE™ ULTRA	-70 TO 30°F
	<b>376037</b>	18"	5.2 LBS	GORE OPTIFADE WATERFOWL MARSH	1600G THINSULATE™ ULTRA	-70 TO 30°F
<b>W &gt;</b>	<b>376031</b>	15"	5.5 LBS	MOSSY OAK® BREAK-UP COUNTRY™	1600G THINSULATE™ ULTRA	-70 TO 30°F

**SIZES:** 6-15 WHOLE SIZES    **LINING:** JERSEY    **FOOTBED:** REMOVABLE EVA    **SHANK:** NYLON    **W:** WOMEN'S STYLES [5-11 WHOLE SIZES]



331220 **NEW**



**ATHLETIC SHOE AGILITY MEETS RUBBER BOOT UTILITY**



**ALPHA AGILITY**  
Made with our lightweight LXA compound, this outsole features optimal rebound and comfort.

302440



302441



302442



**FEATURES**

- Hand-laid premium rubber over a 5mm neoprene core for flexible, waterproof comfort
- Moisture-wicking and quick-drying polyester jersey liner
- Multilayer rubber provides support and durability with added texture in high-wear areas
- Active Fit locks the heel in place and back gusset is adjustable for a comfortable, secure fit
- Specially formulated LXA compound gives athletic shoe-like agility and cushion for all-day use
- Kick-off heel plate allows easy hands-free removal

STYLE	HEIGHT	WEIGHT	PATTERN	INSULATION	COMFORT ZONE
<b>331220</b>	17"	4.0 LBS	MOSSY OAK® GREENLEAF	NON-INSULATED	0 TO 70F
<b>302440</b>	17"	4.0 LBS	REALTREE EDGE™	NON-INSULATED	0 TO 70F
<b>302441</b>	17"	5.0 LBS	MOSSY OAK® BREAK-UP COUNTRY™	800G THINSULATE™ ULTRA	-20 TO 50F
<b>302442</b>	17"	5.5 LBS	REALTREE EDGE™	1200G THINSULATE™ ULTRA	-60 TO 30F

**SIZES:** 6-15 WHOLE SIZES    **LINING:** JERSEY    **FOOTBED:** REMOVABLE EVA    **SHANK:** NYLON

376101



**4XBURLY**  
This aggressive outsole with non-loading tread and a 90° heel is like four-wheel drive in boot form.

376103



376104



**FEATURES**

- Hand-laid premium rubber over a neoprene core for flexible, waterproof comfort
- Quad Core® technology with four layers of cushion and support underfoot
- Active Fit with adjustable rubber gusset for easy on/off and a secure, comfortable fit on foot
- Multilayer rubber on the toe and heel plus a full shin guard for added durability and protection
- Moisture-wicking and quick-drying polyester jersey liner
- Snake boot version available; see pg. 8 for details

STYLE	HEIGHT	WEIGHT	PATTERN	INSULATION	COMFORT ZONE
<b>376101</b>	16"	4.8 LBS	REALTREE XTRA® GREEN	3.5MM NEOPRENE	0 TO 70°F
<b>376103</b>	16"	5.2 LBS	REALTREE XTRA®	7MM NEOPRENE	-40 TO 30°F
<b>376104</b>	16"	5.2 LBS	MOSSY OAK® BOTTOMLAND®	7MM NEOPRENE	-40 TO 30°F

**SIZES:** 6-15 WHOLE SIZES    **LINING:** JERSEY    **FOOTBED:** REMOVABLE PU    **SHANK:** FIBERGLASS

ALPHA MUDDY

330020



**AQUA**  
An outsole for trekking around town, hunt camp and everywhere else in between.

612440



612441



**FEATURES**

- Hand-laid premium rubber over a 3mm neoprene core for flexible, waterproof comfort
- Air-Circ System uses a quick-drying mesh liner to circulate air in the boot, keeping feet cooler and drier
- Active Fit for a secure, comfortable fit on foot
- Pull tab for easy on
- Multilayer rubber on the toe and heel plus a double-layer, ribbed vamp for added durability
- See pg. 22 for Alpha Muddy Mid and pg. 23 for Alpha Muddy Mule

STYLE	HEIGHT	WEIGHT	COLOR / PATTERN	INSULATION	COMFORT ZONE
<b>330020</b>	4.5"	2.6 LBS	MOSSY OAK® BREAK-UP COUNTRY™	NON-INSULATED	0 TO 70°F
<b>612440</b>	4.5"	2.6 LBS	GREEN	NON-INSULATED	0 TO 70°F
<b>612441</b>	4.5"	2.6 LBS	BROWN	NON-INSULATED	0 TO 70°F

**SIZES:** 7-15 WHOLE SIZES    **LINING:** AIR MESH    **FOOTBED:** REMOVABLE EVA    **SHANK:** FIBERGLASS

340227



**Proof that  
comfort and  
snake bite  
protection can  
co-exist.**

**AERO SPORT**

This all-season outsole with non-loading tread is built to take on the rugged outdoors.

**FEATURES**

- Patented AeroForm® technology delivers revolutionary comfort and durability in a markedly quiet boot
- Flexible Snake Guard material for comfortable protection
- Molded polyurethane over a neoprene core for ultra-lightweight, flexible, waterproof comfort
- Thick polyurethane midsole for best-in-class cushioning underfoot
- Oversized shank covers the entire arch area for added stability and support
- Polyurethane reinforced shin and Brush Tuff bi-directional material provide abrasion resistance
- Molded kick-off heel plate for easy hands-free removal
- Active Fit with adjustable neoprene gusset for easy on/off and a secure, comfortable fit on foot
- Moisture-wicking and quick-drying polyester jersey liner

STYLE	HEIGHT	WEIGHT	PATTERN	INSULATION	COMFORT ZONE
<b>340227</b>	16"	4.8 LBS	MOSSY OAK® BREAK-UP COUNTRY™	NON-INSULATED	0 TO 70°F

**SIZES:** 6-15 WHOLE SIZES    **LINING:** JERSEY    **FOOTBED:** REMOVEABLE EVA    **SHANK:** POLYPROPYLENE

4XALPHA SNAKE BOOT

376121



**4XBURLY**

This aggressive outsole with non-loading tread and a 90° heel is like four-wheel drive in boot form.

**FEATURES**

- Hand-laid premium rubber over a 3.5mm neoprene core for flexible, waterproof comfort
- Flexible Snake Guard material for comfortable protection
- Quad Core® technology with four layers of cushion and support underfoot
- Active Fit with adjustable rubber gusset for easy on/off and a secure, comfortable fit on foot
- Multilayer rubber on the toe and heel plus a full shin guard for added durability and protection
- Moisture wicking and quick drying polyester jersey liner

STYLE	HEIGHT	WEIGHT	PATTERN	INSULATION	COMFORT ZONE
<b>376121</b>	16"	5.1 LBS	REALTREE XTRA® GREEN	NON-INSULATED	0 TO 70°F

**SIZES:** 6-15 WHOLE SIZES    **LINING:** JERSEY    **FOOTBED:** REMOVABLE PU    **SHANK:** FIBERGLASS

## VENOM SNAKE BOOT

425616



### LOW COUNTRY

This quick moving, low lug outsole won't track dirt and mud.

425618



### SIDE ZIPPER



## FEATURES

- Full-grain leather with 1000 Denier nylon upper plus abrasion-resistant toe cap for rugged durability
- Total protection with flexible 360° Snake Guard plus scent-free and 100% waterproof Scent Dry lining
- Side zipper for easy on/off with full lacing system for an adjustable, secure fit
- See pg. 62 for the full details and specs of youth style [425600]

STYLE	HEIGHT	WEIGHT	PATTERN	INSULATION
<b>425616</b>	18"	5.0 LBS	MOSSY OAK NWTF OBSESSION®	NON-INSULATED
<b>425618</b>	18"	5.0 LBS	REALTREE EDGE™	NON-INSULATED
<b>Y &gt; 425600</b>	12"	3.0 LBS	NEXT G-1 GREEN	NON-INSULATED

**SIZES:** 5-12, 13, 14M; 8-12, 13W **LINING:** SCENT DRY **FOOTBED:** REMOVABLE PU **SHANK:** STEEL  
**Y:** YOUTH STYLE [1-6 WHOLE SIZES]

## ADDER SNAKE BOOT

425620



### LOW LUG II

This classically designed, low lug outsole won't track dirt and mud.

## FEATURES

- Full-grain leather with 1000 Denier nylon upper plus abrasion-resistant toe cap for rugged durability
- Total protection with flexible 360° Snake Guard plus scent-free and 100% waterproof Scent Dry lining
- Large pull loops for easy on/off with back gusset for an adjustable, secure fit

STYLE	HEIGHT	WEIGHT	PATTERN	INSULATION
<b>425620</b>	18"	4.6 LBS	MOSSY OAK® BREAK-UP INFINITY®	NON-INSULATED

**SIZES:** 7-12, 13, 14M; 8-12, 13W **LINING:** SCENT DRY **FOOTBED:** REMOVABLE PU **SHANK:** STEEL

521171 NEW




**LACROSSE PRAIRIE**  
Performance in varied terrain for maximum versatility.



**FEATURES**

- Full-grain leather with abrasion-resistant heel for rugged durability
- Total protection with flexible 360° Snake Guard
- 100% waterproof Dry-Core® lining [521171, 521172]
- Quick-drying mesh liner for comfort in warmer climates [521170]
- Finger pull holes for easy on
- Welting construction for long-lasting performance

STYLE	HEIGHT	WEIGHT	COLOR	LINING
<b>521170</b>	17"	3.5 LBS	OLIVE	MESH
<b>521171</b>	17"	3.8 LBS	REALTREE EDGE®	DRY-CORE®
<b>521172</b>	17"	3.8 LBS	BROWN	DRY-CORE®

**SIZES:** 7-12, 13, 14M; 8-12, 13, 14W **FOOTBED:** REMOVABLE PU **SHANK:** FIBERGLASS

SILENCER

541015




**DEER TRACKS**  
Designed for stalking, this outsole is ideal for stealth in the field.



**FEATURES**

- 100% waterproof Dry-Core® lining and Thinsulate™ Ultra Insulation for protection from the elements
- Lightweight 1000 Denier nylon or suede leather with 1000 Denier nylon upper for rugged durability
- For the full details and specs, see pg. 55 for women's [541021] and pg. 62 for youth [541114] styles

STYLE	HEIGHT	WEIGHT	PATTERN	INSULATION
<b>541015</b>	8"	3.1 LBS	REALTREE XTRA®	400G THINSULATE™ ULTRA
<b>541016</b>	8"	2.9 LBS	REALTREE XTRA®	1000G THINSULATE™ ULTRA
<b>541017</b>	8"	3.2 LBS	MOSSY OAK® BREAK-UP INFINITY®	800G THINSULATE™ ULTRA
<b>W &gt; 541021</b>	8"	2.9 LBS	MOSSY OAK® BREAK-UP INFINITY®	800G THINSULATE™ ULTRA
<b>Y &gt; 541114</b>	8"	2.3 LBS	MOSSY OAK® BREAK-UP INFINITY®	800G THINSULATE™ ULTRA

**SIZES:** 7-12, 13, 14M; 8-12, 13W **LINING:** DRY-CORE® **FOOTBED:** REMOVABLE EVA **SHANK:** NYLON  
**W:** WOMEN'S STYLE [5-10, 11M] **Y:** YOUTH STYLE [1-6 WHOLE SIZES]

566710



566712



**FEATURES**

- 100% waterproof Dry-Core® lining and Thinsulate™ Ultra Insulation for protection from the elements
- Full-grain leather with lightweight 900 Denier nylon upper for rugged durability
- Polyurethane-coated leather in high wear areas for added abrasion resistance
- Deep lug outsole with 90-degree heel for maximum traction on the ground and when climbing ladders
- Specially formulated outsole rubber won't harden in cold temperatures

STYLE	HEIGHT	WEIGHT	PATTERN	INSULATION
<b>566710</b>	9"	4.0 LBS	MOSSY OAK® BREAK-UP COUNTRY™	1200G THINSULATE™ ULTRA
<b>566712</b>	9"	4.3 LBS	MOSSY OAK® BREAK-UP COUNTRY™	2000G THINSULATE™ ULTRA

**SIZES:** 8-12, 13, 14, 15M; 8-12, 13, 14, 15, 16W [566710]: 8-12, 13, 14, 15, 16W [566712] **LINING:** DRY CORE  
**FOOTBED:** REMOVABLE EVA **SHANK:** NYLON

283160



**FEATURES**

- 100% waterproof Dry-Core® lining/2000G Thinsulate™ Ultra Insulation for comfort in extreme conditions
- Thick, cushioning EVA midsole delivers added insulation underfoot for standing on snow and ice
- Full-grain leather with 1000 Denier nylon upper plus abrasion resistant toe/heel caps for rugged durability

STYLE	HEIGHT	WEIGHT	PATTERN	INSULATION
<b>283160</b>	10"	5.4 LBS	MOSSY OAK® BREAK-UP COUNTRY™	2000G THINSULATE™ ULTRA

**SIZES:** 8-14 WHOLE SIZES **LINING:** DRY-CORE® **FOOTBED:** REMOVABLE EVA **SHANK:** NYLON

Visit our other sections for more hunting boots, including these styles:

## WOMEN



**SWITCHGRASS  
301130**  
Pg. 55



**SWITCHGRASS 800G  
301131**  
Pg. 55



**SWITCHGRASS 1200G  
301132**  
Pg. 55

## YOUTH



**LIL' ALPHA LITE  
610245**  
Pg. 59



**LIL' ALPHA LITE 1000G  
610247**  
Pg. 59

Looking for our other classic green rubber styles? You can find them in the Utility section:



**ALPHA LITE  
200062**  
Pg. 28



**BURLY® CLASSIC  
266040**  
Pg. 30



**BURLY® AIR GRIP  
266050**  
Pg. 31



**BURLY® AIR-GRIP  
800G 266075**  
Pg. 31



**BURLY® TRAC-LITE  
266060**  
Pg. 31



**INSULATED PAC  
260040**  
Pg. 32



**BURLY® AIR-GRIP 12"  
266052**  
Pg. 31



**INSULATED 2-BUCKLE  
267040**  
Pg. 32

You can find our classic green hip boots in the Waders section:



**BIG CHIEF  
154040**  
Pg. 19



**BIG CHIEF 600G  
700001**  
Pg. 19



**MARSH  
156040**  
Pg. 20



**TRAPLINE  
700066**  
Pg. 20



# WADERS



# MEN'S WADERS SIZE CHARTS

MEN'S WETLAND WADERS  
736121, 736122

BOOT SIZE	CHEST	WAIST	HIP	THIGH	INSEAM	OUTSEAM
7 MEDIUM	45	46	50	30	37	56
8 MEDIUM	47	48	52	31	37	56
9 MEDIUM	49	50	54	32	38	59
10 MEDIUM	51	52	56	33	38	59
11 MEDIUM	52	53	57	33.5	38	59
12 MEDIUM	53	54	58	34	39	62
13 MEDIUM	54	55	59	34.5	39	62
14 MEDIUM	56	57	61	35.5	39	62
15 MEDIUM	58	59	63	36.5	41	63
10 KING	56	57	61	35.5	39	61
11 KING	57	58	62	36	39	61
12 KING	58	59	63	36.5	40	64
13 KING	59	60	64	37	40	64
14 KING	61	62	66	38	42	67
8 STOUT	52	53	57	33.5	36	55
9 STOUT	54	55	59	34.5	36	55
10 STOUT	56	57	61	35.5	37	58
11 STOUT	57	58	62	36	37	58
12 stout	58	59	63	36.5	38	61

**BOOT SIZE** WADERS ARE AVAILABLE IN FULL SIZES AND ONE WIDTH ONLY. IT IS RECOMMENDED THAT HALF SIZES ORDER THE NEXT FULL SIZE LISTED ON THE CHART.

**INSEAM** MEASUREMENT FROM CROTCH TO FLOOR

**OUTSEAM** MEASUREMENT FROM ARMPIT TO FLOOR

**CHEST/WAIST/HIP/THIGH** MEASUREMENT AROUND WIDEST PART

MEASUREMENTS MAY VARY +/- 1" DEPENDING ON STYLE.

**Size charts are available for:**

**Women on page 58**

**Youth on page 60**

**Visit our other sections for more waders, including these styles:**

## WOMEN

## YOUTH



**HAIL CALL**  
**700090**  
Pg. 56



**ESTUARY**  
**700314**  
Pg. 57



**MALLARD II**  
**700320**  
Pg. 61

MEN'S NEOPRENE WADERS

BOOT SIZE	INSEAM	OUTSEAM	CHEST/WAIST	EXPANDABLE CHEST/WAIST
7 MEDIUM	33	51	44	60
8 MEDIUM	33	51	44	60
9 MEDIUM	33	53	47	63
10 MEDIUM	34	53	47	63
11 MEDIUM	35	55	50	66
12 MEDIUM	35	55	50	66
13 MEDIUM	36	56	52	68
14 MEDIUM	36	56	52	68
15 MEDIUM	37	58	54	70
10 KING	36	56	52	
11 KING	37	57	52	
12 KING	37	57	55	
13 KING	38	59	57	
14 KING	38	59	57	
8 STOUT	32	51	49	
9 STOUT	33	52	52	
10 STOUT	33	52	52	
11 STOUT	34	53	55	
12 STOUT	34	53	55	

MEN'S BREATHABLE WADERS (ALL EXCEPT WETLANDS)

BOOT SIZE	INSEAM	OUTSEAM	HIP	CHEST/WAIST
7 MEDIUM	35	56	52	47
8 MEDIUM	36	57	54	49
9 MEDIUM	36	59	56	51
10 MEDIUM	37	61	58	53
11 MEDIUM	37	62	60	55
12 MEDIUM	37	63	61	56
13 MEDIUM	38	65	62	57
14 MEDIUM	38	66	63	58
15 MEDIUM	40	68	65	60
10 KING	38	63	63	58
11 KING	38	64	65	60
12 KING	38	65	66	61
13 KING	39	67	67	62
14 KING	39	68	68	63
8 STOUT	35	57	59	54
9 STOUT	35	58	61	56
10 STOUT	36	60	63	58
11 STOUT	36	61	65	60
12 STOUT	36	62	66	61

NEOPRENE WADERS CAN ACCOMMODATE A RANGE OF SIZES DUE TO THE HIGH DEGREE OF STRETCH.

**BOOT SIZE** WADERS ARE AVAILABLE IN FULL SIZES AND ONE WIDTH ONLY. IT IS RECOMMENDED THAT HALF SIZES ORDER THE NEXT FULL SIZE LISTED ON THE CHART.

**INSEAM** MEASUREMENT FROM CROTCH TO FLOOR **OUTSEAM** MEASUREMENT FROM ARMPIT TO FLOOR

**CHEST/WAIST** MEASUREMENT AROUND WIDEST PART OF CHEST OR WAIST

MEASUREMENTS MAY VARY +/- 1" DEPENDING ON STYLE.

736121 / INSULATED



736122 / INSULATED



**UPPER**

- Lightweight, breathable and abrasion-resistant nylon is 100% waterproof with double-stitched and taped seams
- 60G quilted insulation delivers lightweight warmth
- Belt and elastic suspenders are adjustable and feature buckle closures for durability
- Top-loading pocket and fleece-lined hand warmer pocket for storage

**BOOT**

- Hand-laid premium rubber over a 3.5mm neoprene core for flexible, waterproof comfort
- 1600G Thinsulate™ Ultra Insulation for lightweight warmth
- Active Fit for easy on/off and a secure, comfortable fit on foot
- Multilayer rubber on toe, heel and vamp for added protection and support
- Abrasion-resistant toe and heel caps for added durability

STYLE	PATTERN	BOOT INSULATION	UPPER INSULATION
<b>736121</b>	REALTREE MAX-5®	1600G THINSULATE™ ULTRA	60G INSULATION
<b>736122</b>	MOSSY OAK® BOTTOMLAND®	1600G THINSULATE™ ULTRA	60G INSULATION

**SIZES:** 10-14 [KING]; 7-15 [REG]; 8-12 [STOUT] WHOLE SIZES    **LINING:** NYLON    **FOOTBED:** REMOVEABLE EVA  
**SHANK:** STEEL



**SWAMP-LITE**  
 A versatile outsole made for superior traction in mud, marsh and everywhere in between.

700088 / INSULATED



**SWAMP TUFF**  
This low-lug, non-loading outsole delivers superior traction without mud build-up.

700087 / INSULATED



700082 / DROP TOP



**SWAMP LITE**  
A versatile outsole made for superior traction in mud, marsh and everywhere in between.

**UPPER**

- Lightweight, breathable and abrasion-resistant nylon is 100% waterproof with double-stitched and taped seams
- 120G quilted insulation delivers lightweight warmth [700087, 700088]
- Removable elastic suspenders allow for conversion from chest to pant wader
- Detachable belt and adjustable side straps for a customized, secure fit
- Oversized front water-resistant pocket for storage

**BOOT**

- Hand-laid premium rubber over a 3.5mm neoprene core for flexible, waterproof comfort [700087, 700088]
- Hand-laid premium rubber for durable, waterproof comfort [700082]
- 1000G Thinsulate™ Ultra Insulation for lightweight warmth [700087, 700088]
- 600G Thinsulate™ Ultra Insulation for lightweight warmth [700082]
- Active Fit for easy on/off and a secure, comfortable fit on foot [700087, 700088]
- Multilayer rubber on the toe, heel and vamp for added protection and support
- Abrasion-resistant toe and heel caps for added durability

STYLE	PATTERN	BOOT INSULATION	UPPER INSULATION
<b>700082</b>	REALTREE MAX-5®	600G THINSULATE™ ULTRA	NON-INSULATED
<b>700087</b>	MOSSY OAK® BOTTOMLAND®	1000G THINSULATE™ ULTRA	120G INSULATION
<b>700088</b>	REALTREE MAX-5®	1000G THINSULATE™ ULTRA	120G INSULATION

**SIZES:** 7-15 [REG] [700082]; 10-14 [KING]; 7-15 [REG]; 8-12 [STOUT] WHOLE SIZES [700087, 700088] **LINING:** NYLON  
**FOOTBED:** REMOVEABLE EVA **SHANK:** NYLON [700082]; STEEL [700087, 700088]

700055

**ATS**

An all-terrain, non-loading outsole designed for traction and stability.

**UPPER**

- Heavyweight and insulating 5mm fleece-lined neoprene is 100% waterproof with double-stitched and taped seams
- Polyurethane reinforced knees and seat, plus abrasion-resistant Brush Tuff bi-directional material for protection and durability
- Hand warmer, top-loading pocket and built-in shell holder provide storage
- Buckled straps can be used as a belt when the wader is folded down

**BOOT**

- Hand-laid premium rubber for durable, waterproof comfort
- 1600G Thinsulate™ Ultra Insulation for superior warmth
- Multilayer rubber on the toe, heel and vamp for added protection and support
- Ribbed vamp and abrasion-resistant toe cap for added durability

STYLE	PATTERN	BOOT INSULATION	UPPER INSULATION
<b>700055</b>	REALTREE MAX-5®	1600G THINSULATE™ ULTRA	5MM NEOPRENE

**SIZES:** 10-14 [KING]; 7-14 [REG] WHOLE SIZES    **LINING:** FLEECE    **FOOTBED:** REMOVABLE EVA    **SHANK:** STEEL

700152



**TRAC-LITE**

A multi-purpose outsole that's known for its reliable traction in slippery conditions.

**UPPER**

- Heavyweight and insulating 5mm neoprene is 100% waterproof
- Durably waterproofed with Armor Weld liquid rubber protective coating over double-stitched and taped seams
- Polyurethane reinforced knees and seat, plus abrasion-resistant Brush Tuff bi-directional material for protection and durability
- Hand warmer, internal zipper pocket and top-loading pocket provide storage
- Buckled straps can be used as a belt when the wader is folded down

**BOOT**

- Hand-laid premium rubber for durable, waterproof comfort
- 1200G Thinsulate™ Ultra Insulation plus 9mm felt midsole for warmth all around the foot
- Molded kick-off heel plate for easy hands-free removal
- Multilayer rubber on the toe, heel and vamp for added protection and support

STYLE	PATTERN	BOOT INSULATION	UPPER INSULATION
<b>700152</b>	REALTREE MAX-5®	1200G THINSULATE™ ULTRA	5MM NEOPRENE

**SIZES:** 10-14 [KING]; 7-14 [REG]; 8-12 [STOUT] WHOLE SIZES    **LINING:** JERSEY    **FOOTBED:** REMOVABLE EVA  
**SHANK:** STEEL

700312



**SWAMP-LITE**  
A versatile outsole made for superior traction in mud, marsh and everywhere in between.

700316 / EXPANDABLE



**UPPER**

- Insulating 3.5mm stretch neoprene is 100% waterproof with double-stitched and taped seams
- Polyurethane reinforced knees and seat, plus abrasion-resistant Brush Tuff bi-directional material for protection and durability
- Hand warmer, top-loading pocket and built-in call holder provide storage
- Buckled straps can be used as a belt when the wader is folded down
- Expandable with up to 16" additional torso width and more room in the thigh [700316]
- See pg. 61 for the full details and specs of youth styles [700320]

**BOOT**

- Hand-laid premium rubber for durable, waterproof comfort
- 1000G Thinsulate™ Ultra Insulation for warmth
- Ankle Fit locks the heel in place for a comfortable, secure fit
- Multilayer rubber with abrasion-resistant toe and heel caps for added durability

	STYLE	PATTERN	BOOT INSULATION	UPPER INSULATION
	<b>700312</b>	REALTREE MAX-5®	1000G THINSULATE™ ULTRA	3.5MM NEOPRENE
<b>EXP &gt;</b>	<b>700316</b>	REALTREE MAX-5®	1000G THINSULATE™ ULTRA	3.5MM NEOPRENE
<b>Y &gt;</b>	<b>700320</b>	REALTREE MAX-5®	1000G THINSULATE™ ULTRA	3.5MM NEOPRENE

**SIZES:** 7-15 [REG] WHOLE SIZES    **LINING:** JERSEY    **FOOTBED:** REMOVABLE EVA    **SHANK:** STEEL  
**EXP:** EXPANDABLE STYLE    **Y:** YOUTH STYLES [13-8 WHOLE SIZES]



154040

**CHEVRON CLEATED**  
Trusted for generations because of its reliable traction in a variety of wet and muddy conditions.

700001



**AIR GRIP**  
Studded design is non-loading and delivers superior traction in both mud and snow.

**FEATURES**

- Hand-laid premium ZXT Rubber for durable, waterproof protection
- ZXT Rubber is ozone, abrasion and tear resistant with added tensile strength
- Available with 600G Thinsulate™ Ultra Insulation for warmth around the foot [700001]
- Multilayer rubber on the toe and heel plus a double-layer, ribbed vamp for added durability and support
- Ankle Fit locks the heel in place and internal calf harness is adjustable for a comfortable, secure fit
- Air Grip outsole [700001] features a studded design that is self-cleaning and delivers superior traction

STYLE	HEIGHT	WEIGHT	COLOR	INSULATION	COMFORT ZONE
<b>154040</b>	32"	7.0 LBS	OD GREEN	NON-INSULATED	0 TO 70°F
<b>700001</b>	32"	7.0 LBS	OD GREEN	600G THINSULATE™ ULTRA	-30 TO 50°F

**SIZES:** 5-14 [154040]; 5-15 [700001] WHOLE SIZES    **LINING:** NYLON    **FOOTBED:** REMOVABLE EVA  
**SHANK:** FIBERGLASS





156040



**CHEVRON CLEATED**  
Trusted for generations because of its reliable traction in a variety of wet and muddy conditions.

**FEATURES**

- Hand-laid premium ZXT Rubber for durable, waterproof, scent-free protection
- ZXT Rubber is ozone, abrasion and tear resistant with added tensile strength
- Multilayer rubber on the toe and heel plus a double-layer, ribbed vamp for added durability
- Internal calf harness and top-band snaps are adjustable for a comfortable, secure fit

STYLE	HEIGHT	WEIGHT	COLOR	INSULATION	COMFORT ZONE
<b>156040</b>	32"	7.0 LBS	OD GREEN	NON-INSULATED	0 TO 70°F

**SIZES:** 6-16 WHOLE SIZES    **LINING:** NYLON    **FOOTBED:** REMOVABLE EVA    **SHANK:** FIBERGLASS



700066



**TRAC-LITE**  
A multi-purpose outsole that's known for its reliable traction in slippery conditions.

**FEATURES**

- Hand-laid premium ZXT Rubber for durable, waterproof, scent-free protection
- ZXT Rubber is ozone, abrasion and tear resistant with added tensile strength
- Wool felt lining around the calf and foot for added warmth
- Heavy-duty canvas lining around the thigh with internal pull straps for easier on/off
- Multilayer rubber on the toe and heel plus a double-layer, ribbed vamp for added durability

STYLE	HEIGHT	WEIGHT	COLOR	INSULATION	COMFORT ZONE
<b>700066</b>	32"	6.0 LBS	FOREST GREEN	WOOL FELT	-20 TO -60°F

**SIZES:** 6-16 WHOLE SIZES    **LINING:** WOOL FELT / CANVAS    **FOOTBED:** REMOVABLE EVA    **SHANK:** FIBERGLASS



**OUTDOOR**



**FEATURES**

- AeroForm® technology delivers revolutionary comfort and durability
- Molded polyurethane shell for ultra-lightweight, flexible, waterproof comfort
- Seamless transition from upper to shell
- Suede leather upper is water resistant
- Back pull tab and open-wide lacing for easy on/off
- See pg. 47 for the full details and specs of women's style [664503, 664505]

	STYLE	HEIGHT	WEIGHT	PATTERN / COLOR	INSULATION	COMFORT ZONE
	<b>664501</b>	10"	4.1 LBS	CLAY BROWN	NON-INSULATED	0 TO 70°F
<b>W &gt;</b>	<b>664503</b>	8"	3.3 LBS	CLAY BROWN	NON-INSULATED	0 TO 70°F
	<b>664504</b>	10"	4.1 LBS	GRAY/BLACK	NON-INSULATED	0 TO 70°F
<b>W &gt;</b>	<b>664505</b>	8"	3.3 LBS	GRAY/BLACK	NON-INSULATED	0 TO 70°F

**SIZES:** 7-14 WHOLE SIZES    **LINING:** UNLINED    **FOOTBED:** REMOVABLE PU    **SHANK:** POLYPROPYLENE  
**W:** WOMEN'S STYLE [5-11 WHOLE SIZES]

AERO TIMBER TOP SLIP-ON



**FEATURES**

- AeroForm® technology delivers revolutionary comfort and durability
- Molded polyurethane shell for ultra-lightweight, flexible, waterproof comfort
- Seamless transition from upper to shell
- Suede leather upper is water resistant
- Back pull tab for easy on
- See pg. 48 for the full details and specs of women's style [664533, 664534]

	STYLE	HEIGHT	WEIGHT	PATTERN / COLOR	INSULATION	COMFORT ZONE
	<b>664531</b>	6"	3.8 LBS	CLAY BROWN	NON-INSULATED	0 TO 70°F
	<b>664532</b>	6"	3.8 LBS	GRAY/BLACK	NON-INSULATED	0 TO 70°F
<b>W &gt;</b>	<b>664533</b>	5"	3.0 LBS	CLAY BROWN	NON-INSULATED	0 TO 70°F
<b>W &gt;</b>	<b>664534</b>	5"	3.0 LBS	GRAY/BLACK	NON-INSULATED	0 TO 70°F

**SIZES:** 7-14 WHOLE SIZES    **LINING:** UNLINED    **FOOTBED:** REMOVABLE PU    **SHANK:** POLYPROPYLENE  
**W:** WOMEN'S STYLE [5-11 WHOLE SIZES]

612461




**AQUA**  
An outsole for trekking around town, hunt camp and everywhere else in between.



**FEATURES**

- Hand-laid premium rubber over a 3.5mm neoprene core for flexible, waterproof comfort
- Fleece lined for added warmth
- Back pull tab for easy on
- Active Fit for a secure, comfortable fit on foot
- Multilayer knurled rubber around the toe for added durability

STYLE	HEIGHT	WEIGHT	PATTERN / COLOR	INSULATION	COMFORT ZONE
612460	6"	4.3 LBS	STONE	NON-INSULATED	-10 TO 60°F
612461	6"	4.3 LBS	BLACK	NON-INSULATED	-10 TO 60°F

**SIZES:** 7-15 WHOLE SIZES    **LINING:** FLEECE    **FOOTBED:** REMOVABLE PU    **SHANK:** NYLON

612441




**AQUA**  
An outsole for trekking around town, hunt camp and everywhere else in between.



**FEATURES**

- Hand-laid premium rubber over a 3mm neoprene core for flexible, waterproof comfort
- Air-Circ System uses a quick-drying mesh liner to circulate air in the boot, keeping feet cooler and drier
- Active Fit for a secure, comfortable fit on foot
- Back pull tab for easy on
- Multilayer knurled rubber around the toe for added durability

STYLE	HEIGHT	WEIGHT	PATTERN / COLOR	INSULATION	COMFORT ZONE
330020	4.5"	3.3 LBS	MOSSY OAK® BREAK-UP COUNTRY™	NON-INSULATED	0 TO 70°F
612440	4.5"	3.3 LBS	GREEN	NON-INSULATED	0 TO 70°F
612441	4.5"	3.3 LBS	BROWN	NON-INSULATED	0 TO 70°F

**SIZES:** 7-14 WHOLE SIZES    **LINING:** AIR MESH    **FOOTBED:** REMOVABLE PU    **SHANK:** NYLON

612420




**AQUA**  
An outsole for trekking around town, hunt camp and everywhere else in between.



**FEATURES**

- Hand-laid premium rubber over a 3mm neoprene core for flexible, waterproof comfort
- Air-Circ System uses a quick-drying mesh liner to circulate air in the boot, keeping feet cooler and drier
- Mule design for easy on/off and a comfortable fit on foot
- Multilayer knurled rubber around the toe for added durability

STYLE	WEIGHT	COLOR	INSULATION	COMFORT ZONE
<b>612420</b>	1.4 LBS	GRAY	NON-INSULATED	0 TO 70°F
<b>612421</b>	1.4 LBS	BROWN/GREEN	NON-INSULATED	0 TO 70°F

**SIZES:** 7-14 WHOLE SIZES    **LINING:** AIR MESH    **FOOTBED:** REMOVABLE PU    **SHANK:** NYLON

AERO INSULATOR

664552




**WINTER TREAD**  
Generous surface area helps this outsole grip on wet surfaces.

**Our most comfortable approach to winter yet.**



**FEATURES**

- Patented AeroForm® technology delivers revolutionary comfort and durability
- 15mm molded polyurethane shell for ultra-lightweight, warm, flexible, waterproof comfort
- Fully fleece-lined 5mm neoprene core for added warmth and comfort
- 20mm dual-density polyurethane midsole for best-in-class cushioning, support and insulation underfoot
- Polyurethane-reinforced shin provides added durability
- Oversized shank covers the entire arch area for added stability and support
- Molded kick-off heel plate for easy hands-free removal
- Active Fit with adjustable neoprene gusset for easy on/off and a secure, comfortable fit on foot
- Safety toe with metatarsal protection version available, see pg. 36 for the full details and specs

STYLE	HEIGHT	WEIGHT	COLOR	INSULATION	COMFORT ZONE
<b>664550</b>	14"	5.0 LBS	BLACK	15MM INSULATION [1000G EQUIVALENT]	-60 TO 32°F
<b>664552</b>	14"	5.0 LBS	BROWN	15MM INSULATION [1000G EQUIVALENT]	-60 TO 32°F

**SIZES:** 7-16 WHOLE SIZES    **LINING:** FLEECE    **FOOTBED:** REMOVABLE PU    **SHANK:** POLYPROPYLENE

273120



**ROPE CLEATED**  
The ideal outsole for slip-resistant traction in snow and slush.

**FEATURES**

- Oiled and distressed full-grain leather upper is water resistant
- Hand-laid premium rubber bottom is 100% waterproof
- Back pull tab for easy on

STYLE	HEIGHT	WEIGHT	COLOR	INSULATION	COMFORT ZONE
<b>273120</b>	7"	3.0 LBS	BROWN	NON-INSULATED	0 TO 70°F

**SIZES:** 7-15 WHOLE SIZES    **LINING:** UNLINED    **FOOTBED:** REMOVABLE AIR CUSHION    **SHANK:** STEEL

273122



**ROPE CLEATED**  
The ideal outsole for slip-resistant traction in snow and slush.

**FEATURES**

- Oiled and distressed full-grain leather upper is water resistant
- Hand-laid premium rubber bottom is 100% waterproof
- Back pull tab and open-wide lacing for easy on/off
- See pg. 53 for the full details and specs of women's style [635172]

STYLE	HEIGHT	WEIGHT	COLOR	INSULATION	COMFORT ZONE
<b>273122</b>	10"	3.4 LBS	BROWN	NON-INSULATED	0 TO 70°F
<b>W &gt; 635172</b>	6"	3.1 LBS	RUSTIC BROWN	NON-INSULATED	0 TO 70°F

**SIZES:** 7-15 WHOLE SIZES    **LINING:** UNLINED    **FOOTBED:** REMOVABLE AIR CUSHION    **SHANK:** STEEL  
**W:** WOMEN'S STYLE [5-11 WHOLE SIZES]



SIDE ZIPPER



FEATURES

- Oiled and distressed full-grain leather upper is water resistant
- Hand-laid premium rubber bottom is 100% waterproof
- 200G Thinsulate™ Insulation for added warmth
- Back pull tab and side zipper for easy on/off

STYLE	HEIGHT	WEIGHT	COLOR	INSULATION	COMFORT ZONE
<b>273124</b>	10"	4.6 LBS	BROWN	200G THINSULATE™	-20 TO 50°F

**SIZES:** 7-15 WHOLE SIZES    **LINING:** POLYESTER    **FOOTBED:** REMOVABLE AIR CUSHION    **SHANK:** STEEL

ICE KING



FEATURES

- Full-grain leather upper is water resistant
- Hand-laid premium rubber bottom with abrasion-resistant toe cap is 100% waterproof
- 400G Thinsulate™ Ultra Insulation wraps the foot for added warmth
- Removable poly foam liner with 6mm felt underfoot provides cushion and warmth for all day comfort
- 8mm felt midsole for added insulation underfoot that won't compress over time
- Back pull tab and open-wide lacing for easy on/off

STYLE	HEIGHT	WEIGHT	COLOR	INSULATION	COMFORT ZONE
<b>600014</b>	10"	6.6 LBS	BROWN	400G THINSULATE™ ULTRA+FOAM	-70 TO 30°F

**SIZES:** 7-15 WHOLE SIZES    **LINING:** REMOVABLE FOAM    **SHANK:** STEEL

600008




**TRAC-LITE**  
A multi-purpose outsole that's known for its reliable traction in slippery conditions.

**FEATURES**

- Full-grain leather upper is water resistant
- Hand-laid premium rubber bottom with abrasion-resistant toe cap is 100% waterproof
- Wool felt liner is highly insulating, wicks moisture away from the foot and won't compress over time
- 9mm wool felt liner is removable for quick drying
- Back pull tab and open-wide lacing for easy on/off

STYLE	HEIGHT	WEIGHT	COLOR	INSULATION	COMFORT ZONE
<b>600008</b>	10"	6.2 LBS	BLACK	WOOL FELT	-60 TO 30°F

**SIZES:** 7-15 WHOLE SIZES    **LINING:** REMOVABLE FELT    **SHANK:** STEEL

OUTPOST

600802




**SNOW GRIP**  
A rugged outsole that's built for traction in cold, slick conditions.



**FEATURES**

- Suede with full-grain leather and durable nylon upper is water resistant
- Hand-laid premium rubber bottom with abrasion-resistant toe and heel is 100% waterproof
- Removable foam liner provides cushion and warmth throughout the boot
- Back pull tab and open-wide lacing for easy on/off
- See pg. 52 for full listing of the women's style [600803]

STYLE	HEIGHT	WEIGHT	COLOR	INSULATION	COMFORT ZONE
<b>600801</b>	11"	5.2 LBS	BROWN	FOAM	-40 TO 40°F
<b>600802</b>	11"	5.2 LBS	BLACK	FOAM	-40 TO 40°F
<b>W &gt; 600803</b>	10"	4.2 LBS	BLACK	FOAM	-40 TO 40°F

**SIZES:** 7-14 WHOLE SIZES    **LINING:** REMOVABLE FOAM    **SHANK:** STEEL  
**W:** WOMEN'S STYLE [5-11 WHOLE SIZES]

Looking for a replacement liner? You'll find them in the Accessories section (Pg. 63)





UTILITY



602240

248310



248311



602248



**FEATURES**

- Hand-laid premium ZXT Rubber over a 5mm neoprene core for durable, flexible, waterproof comfort
- ZXT Rubber is ozone, abrasion and tear resistant with added tensile strength
- Active Fit with adjustable gusset for easy on/off and a secure, comfortable fit on foot
- Textured finger grips and angled top band make it easy to grab hold and pull on
- Molded kick-off heel plate for easy hands-free removal
- Multilayer rubber on the toe, heel and vamp for added durability and support
- Moisture-wicking and quick-drying polyester jersey liner
- See pg. 51 for the full details and specs of women's styles [602241, 602243, 602244, 602245, 602247]

STYLE	HEIGHT	WEIGHT	COLOR	INSULATION	COMFORT ZONE	ST	MG	PR	EH
<b>248310</b>	14"	5.9 LBS	BLACK	5MM NEOPRENE	-20 TO 60°F	•	•	•	•
<b>248311</b>	14"	4.5 LBS	BLACK	5MM NEOPRENE	-20 TO 60°F	•			•
<b>602240</b>	14"	4.0 LBS	BLACK	5MM NEOPRENE	-20 TO 60°F				•
<b>W) 602241</b>	12"	3.3 LBS	CHOCOLATE/PLUM	5MM NEOPRENE	-20 TO 60°F				•
<b>W) 602243</b>	12"	3.3 LBS	GRAY/BALSAM GREEN	5MM NEOPRENE	-20 TO 60°F				•
<b>W) 602244</b>	12"	3.3 LBS	BLACK/CERULEAN	5MM NEOPRENE	-20 TO 60°F				•
<b>W) 602245</b>	12"	3.3 LBS	BRICK RED	5MM NEOPRENE	-20 TO 60°F				•
<b>W) 602247</b>	12"	3.3 LBS	BLACK/TAN	5MM NEOPRENE	-20 TO 60°F				•
<b>602248</b>	14"	4.0 LBS	BROWN	5MM NEOPRENE	-20 TO 60°F				•

**SIZES:** 7-16 WHOLE SIZES **LINING:** JERSEY **FOOTBED:** REMOVABLE PU **SHANK:** FIBERGLASS  
**TOE:** COMPOSITE [248311, 248310] **MIDSOLE:** RUBBER [248310] **MET GUARD:** POLYURETHANE [248310]  
**ASTM STANDARDS:** F2413-11 M I/75 C/75 EH [248311]; F2892-11 [602240, 602248];  
 F2413-11 M I/75 C/75 MT/75 EH PR [248310] **W:** WOMEN'S STYLES [5-11 WHOLE SIZES]

 SAFETY TOE  METATARSAL GUARD  PUNCTURE RESISTANT  ELECTRICAL HAZARD

623380




**ALL AROUNDER**  
A versatile, self-cleaning outsole that's built to take on the mud and muck from dawn to dusk



**Cooler.  
Drier. More  
comfortable.**

623382



**FEATURES**

- Hand-laid premium ZXT Rubber over a 3.5mm neoprene core for durable, flexible, waterproof comfort
- Air-Circ System uses a quick-drying mesh liner to circulate air in the boot, keeping feet cooler and drier
- Active Fit with adjustable gusset for easy on/off and a secure, comfortable fit on foot
- Textured finger grips and angled top band make it easy to grab hold and pull on
- Molded kick-off heel plate for easy hands-free removal

STYLE	HEIGHT	WEIGHT	COLOR	INSULATION	COMFORT ZONE		
<b>623380</b>	14"	4.4 LBS	BROWN	3.5MM NEOPRENE	0 TO 70° F		
<b>623382</b>	14"	4.4 LBS	GREEN	3.5MM NEOPRENE	0 TO 70° F		

**SIZES:** 7-16 WHOLE SIZES    **LINING:** AIR MESH    **FOOTBED:** REMOVABLE PU    **SHANK:** NYLON

200063






**ALPHA LITE**  
Excellent all-around traction for a variety of conditions.

200062



**FEATURES**

- Hand-laid premium rubber over a 5mm neoprene core for flexible, waterproof comfort
- Active Fit for easy on/off and a secure, comfortable fit on foot
- Multilayer rubber on the toe and heel plus a shin guard for added durability and protection
- Moisture-wicking and quick-drying polyester jersey liner
- See pg. 50 for the full details and specs of women's styles [610032, 610034, 610035, 610036, 610037]

STYLE	HEIGHT	WEIGHT	COLOR	INSULATION	COMFORT ZONE		
<b>200062</b>	16"	4.0 LBS	GREEN	5MM NEOPRENE	-20 TO 60°F		
<b>200063</b>	16"	4.0 LBS	BLACK	5MM NEOPRENE	-20 TO 60°F		
<b>W &gt; 610032</b>	14"	3.0 LBS	CHOCOLATE/PLUM	5MM NEOPRENE	-20 TO 60°F		
<b>W &gt; 610034</b>	14"	3.0 LBS	GRAY/BALSAM GREEN	5MM NEOPRENE	-20 TO 60°F		
<b>W &gt; 610035</b>	14"	3.0 LBS	CELESTIAL BLUE	5MM NEOPRENE	-20 TO 60°F		
<b>W &gt; 610036</b>	14"	3.0 LBS	BRICK RED	5MM NEOPRENE	-20 TO 60°F		
<b>W &gt; 610037</b>	14"	3.0 LBS	BLACK/TAN	5MM NEOPRENE	-20 TO 60°F		

**SIZES:** 6-15 WHOLE SIZES [20062]; 7-14 WHOLE SIZES [20063]    **LINING:** JERSEY    **FOOTBED:** REMOVABLE EVA  
**W:** WOMEN'S STYLES [5-11 WHOLE SIZES]

644101






**ANTARCTIC**  
This rugged outsole's multi-dimensional lug pattern makes it ideal for cold weather traction.



**FEATURES**

- Hand-laid premium rubber over an insulating 7mm neoprene core for flexible, waterproof comfort
- Fully fleece-lined for added warmth and comfort
- Active Fit with adjustable neoprene gusset for easy on/off and a secure, comfortable fit on foot
- Thick EVA midsole delivers added insulation underfoot
- See pg. 52 for the full details and specs of women's styles [644104, 644105, 644106, 644108]

STYLE	HEIGHT	WEIGHT	COLOR	INSULATION	COMFORT ZONE		
<b>644101</b>	16"	5.4 LBS	BLACK	7MM NEOPRENE	-40 TO 30°F		•
<b>644103</b>	16"	6.0 LBS	BLACK	7MM NEOPRENE	-40 TO 30°F	•	•
<b>W &gt; 644104</b>	14"	4.3 LBS	CHOCOLATE/PLUM	7MM NEOPRENE	-40 TO 30°F		•
<b>W &gt; 644105</b>	14"	4.3 LBS	BLACK/CERULEAN	7MM NEOPRENE	-40 TO 30°F		•
<b>W &gt; 644106</b>	14"	4.3 LBS	GRAY/BALSAM GREEN	7MM NEOPRENE	-40 TO 30°F		•
<b>W &gt; 644108</b>	14"	4.3 LBS	BLACK/TAN	7MM NEOPRENE	-40 TO 30°F		•
<b>644109</b>	16"	5.4 LBS	BROWN	7MM NEOPRENE	-40 TO 30°F		•

**SIZES:** 7-16 WHOLE SIZES    **LINING:** FLEECE    **FOOTBED:** REMOVABLE PU    **SHANK:** NYLON  
**TOE:** COMPOSITE [644103]    **ASTM STANDARDS:** F2413-11 M I/75 C/75 EH [644103] ; F2892-11 [644101, 644109]  
**W:** WOMEN'S STYLES [5-11 WHOLE SIZES]

 SAFETY TOE     ELECTRICAL HAZARD

ALPHA AGGRESSIVE



211310




**VIBRAM® 132 MONTAGNA**  
A premium rugged outsole, built with a 90° heel plus oil- and slip-resistant traction.

**FEATURES**

- Hand-laid premium rubber over a 3.5mm neoprene core for flexible, waterproof comfort
- Rubber compound is tear- and chemical-resistant for heavy-duty, durable protection
- Multilayer rubber on the toe and heel plus a double-layer, ribbed vamp for added durability and support
- Active Fit with adjustable gusset for easy on/off and a secure, comfortable fit on foot
- See pg. 37 for more Alpha Aggressive styles and chemical resistance chart

STYLE	HEIGHT	WEIGHT	COLOR	INSULATION	COMFORT ZONE		
<b>211310</b>	16"	4.9 LBS	BROWN	NON-INSULATED	0 TO 70°F	•	•

**SIZES:** 7-14 WHOLE SIZES    **LINING:** JERSEY    **FOOTBED:** REMOVABLE EVA    **SHANK:** FIBERGLASS  
**ASTM STANDARDS:** F2892-11, F903

 CHEMICAL RESISTANT     ELECTRICAL HAZARD



150040

**CHEVRON CLEATED**

Trusted for generations because of its reliable traction in a variety of wet and muddy conditions

**FEATURES**

- Hand-laid premium ZXT Rubber for durable, waterproof, scent-free protection
- ZXT Rubber is ozone, abrasion and tear resistant with added tensile strength
- Multilayer rubber on the toe and heel plus a double-layer, ribbed vamp for added durability and support
- Ankle Fit locks the heel in place and top strap is adjustable for a comfortable, secure fit
- See pg. 49 for women's styles [631125, 631128, 631129, 631151]

STYLE	HEIGHT	WEIGHT	COLOR	INSULATION	COMFORT ZONE		
<b>150040</b>	18"	4.5 LBS	OD GREEN	NON-INSULATED	0 TO 70°F		
<b>W &gt; 631125</b>	14"	3.5 LBS	CHOCOLATE	NON-INSULATED	0 TO 70°F		
<b>W &gt; 631128</b>	14"	3.5 LBS	BRICK RED	NON-INSULATED	0 TO 70°F		
<b>W &gt; 631129</b>	14"	3.5 LBS	BLACK/TAN	NON-INSULATED	0 TO 70°F		
<b>W &gt; 631151</b>	14"	3.5 LBS	BALSAM GREEN	NON-INSULATED	0 TO 70°F		

**SIZES:** 5-15 WHOLE SIZES    **LINING:** NYLON    **FOOTBED:** REMOVABLE EVA    **SHANK:** FIBERGLASS

**W:** WOMEN'S STYLES [5-11 WHOLE SIZES]

**BURLY® CLASSIC**

266040

**CHEVRON CLEATED**

Trusted for generations because of its reliable traction in a variety of wet and muddy conditions

**FEATURES**

- Hand-laid premium ZXT Rubber for durable, waterproof, scent-free protection
- ZXT Rubber is ozone, abrasion and tear resistant with added tensile strength
- 9mm wool felt midsole and polymeric foam insulation for warmth around the foot
- Multilayer rubber on the toe and heel plus a double-layer, ribbed vamp for added durability and support
- Ankle Fit locks the heel in place and top strap is adjustable for a comfortable, secure fit

STYLE	HEIGHT	WEIGHT	COLOR	INSULATION	COMFORT ZONE		
<b>266040</b>	18"	4.5 LBS	OD GREEN	FOAM	-20 TO 60°F		

**SIZES:** 5-15 WHOLE SIZES    **LINING:** NYLON    **FOOTBED:** REMOVABLE EVA    **SHANK:** FIBERGLASS

266050



**AIR GRIP**  
Studded design is non-loading and delivers superior traction in both mud and snow.

266075





266052



**FEATURES**

- Hand-laid premium ZXT Rubber for durable, waterproof protection
- ZXT Rubber is ozone, abrasion and tear resistant with added tensile strength
- 9mm wool felt midsole for added insulation and comfort underfoot
- Polymeric foam [266050, 266052] or 800G Thinsulate™ Ultra Insulation [266075] for warmth
- Multilayer rubber on the toe and heel plus a double-layer, ribbed vamp for added durability and support
- Top strap [266050] or gusset [266075] for an adjustable fit
- Ankle Fit locks the heel in place for a comfortable, secure fit

STYLE	HEIGHT	WEIGHT	COLOR	INSULATION	COMFORT ZONE		
<b>266050</b>	18"	5.3 LBS	OD GREEN	FOAM	-20 TO 60°F		
<b>266075</b>	18"	5.5 LBS	FOREST GREEN	800G THINSULATE™ ULTRA	-40 TO 40°F		
<b>266052</b>	12"	4.9 LBS	OD GREEN	FOAM	-20 TO 60°F		

**SIZES:** 6-15 WHOLE SIZES [266050, 266075]; 7-14 WHOLE SIZES [266052]    **LINING:** NYLON  
**FOOTBED:** REMOVABLE EVA    **SHANK:** FIBERGLASS

266060



**TRAC-LITE**  
A multi-purpose outsole that's known for its reliable traction in slippery conditions.

**FEATURES**

- Hand-laid premium ZXT Rubber for durable, waterproof protection
- ZXT Rubber is ozone, abrasion and tear resistant with added tensile strength
- 9mm wool felt midsole and 800G Thinsulate™ Ultra Insulation for warmth around the foot
- Multilayer rubber on the toe and heel plus a double-layer, ribbed vamp for added durability and support
- Ankle Fit locks the heel in place and gusset is adjustable for a comfortable, secure fit

STYLE	HEIGHT	WEIGHT	COLOR	INSULATION	COMFORT ZONE		
<b>266060</b>	18"	5.5 LBS	FOREST GREEN	800G THINSULATE™ ULTRA	-40 TO 40°F		

**SIZES:** 6-15 WHOLE SIZES    **LINING:** NYLON    **FOOTBED:** REMOVABLE EVA    **SHANK:** FIBERGLASS

260040




**CHEVRON CLEATED**  
Trusted for generations because of its reliable traction in a variety of wet and muddy conditions.

**FEATURES**

- Hand-laid premium ZXT Rubber for durable, waterproof protection
- ZXT Rubber is ozone, abrasion and tear resistant with added tensile strength
- 9mm wool felt midsole and polymeric foam insulation for warmth around the foot
- Multilayer rubber on the toe and heel plus a double-layer, ribbed vamp for added durability and support
- Ankle Fit locks the heel in place and lacing can be adjusted for a comfortable, secure fit

STYLE	HEIGHT	WEIGHT	COLOR	INSULATION	COMFORT ZONE		
<b>260040</b>	12"	4.9 LBS	OD GREEN	FOAM	-20 TO 50°F		

**SIZES:** 5-15 WHOLE SIZES    **LINING:** NYLON    **FOOTBED:** REMOVABLE EVA    **SHANK:** FIBERGLASS

267040




**TRAC-LITE**  
A multi-purpose outsole that's known for its reliable traction in slippery conditions.

**FEATURES**

- Hand-laid premium ZXT Rubber for durable, waterproof protection
- ZXT Rubber is ozone, abrasion and tear resistant with added tensile strength
- 9mm wool felt midsole and polymeric foam insulation for warmth around the foot
- Multilayer rubber on the toe and heel plus a double-layer, ribbed vamp for added durability and support
- Opens wide for easy on/off with non-corrosive metal buckles that adjust for a comfortable, secure fit

STYLE	HEIGHT	WEIGHT	COLOR	INSULATION	COMFORT ZONE		
<b>267040</b>	18"	6.3 LBS	OD GREEN	FOAM	-20 TO 50°F		

**SIZES:** 6-14 WHOLE SIZES    **LINING:** NYLON    **FOOTBED:** REMOVABLE EVA    **SHANK:** FIBERGLASS

232050



**GUARDSMAN**  
A slip-resistant outsole for excellent traction in wet conditions.

**FEATURES**

- Hand-laid premium ZXT Rubber for durable, waterproof protection
- ZXT Rubber is ozone, abrasion and tear resistant with added tensile strength
- Multilayer rubber on the toe and heel plus a double-layer, ribbed vamp for added durability and support
- Ankle Fit locks the heel in place and top strap is adjustable for a comfortable, secure fit

STYLE	HEIGHT	WEIGHT	COLOR	INSULATION	COMFORT ZONE		
<b>232050</b>	16"	4.4 LBS	RUST	NON-INSULATED	0 TO 70°F		

**SIZES:** 6-13 WHOLE SIZES    **LINING:** NYLON    **FOOTBED:** REMOVABLE EVA    **SHANK:** FIBERGLASS

ZXT KNEE BOOT

267180





**TRAC-LITE**  
A multi-purpose outsole that's known for its reliable traction in slippery conditions.

189010



**FEATURES**

- Hand-laid premium ZXT Rubber for durable, waterproof protection
- ZXT Rubber is ozone, abrasion and tear resistant with added tensile strength
- Available with 9mm wool felt midsole and polymeric foam insulation for warmth around the foot [189010]
- Multilayer rubber on the toe and heel plus a double-layer, ribbed vamp for added durability and support
- Added layer of knurled rubber under the arch for protection during shovel work

STYLE	HEIGHT	WEIGHT	COLOR	INSULATION	COMFORT ZONE		
<b>189010</b>	16"	4.5 LBS	BLACK	FOAM	-20 TO 50°F		•
<b>267180</b>	16"	4.0 LBS	BLACK	NON-INSULATED	0 TO 70°F		•

**SIZES:** 6-15 WHOLE SIZES    **LINING:** NYLON    **FOOTBED:** REMOVABLE EVA    **SHANK:** FIBERGLASS  
**ASTM STANDARDS:** F28952-11

 ELECTRICAL HAZARD





**FEATURES**

- Hand-laid premium ZXT Rubber for durable, waterproof protection
- ZXT Rubber is ozone, abrasion and tear resistant with added tensile strength
- Heavy-duty canvas lining for long-lasting wear and easier on/off
- Multilayer rubber on the toe and heel plus a double-layer, ribbed vamp for added durability and support
- Added layer of knurled rubber under the arch for protection during shovel work
- Top strap is adjustable for a comfortable, secure fit

STYLE	HEIGHT	WEIGHT	COLOR	INSULATION	COMFORT ZONE		
<b>267260</b>	26"	6.6 LBS	OD GREEN	NON-INSULATED	0 TO 70°F		

**SIZES:** 6-14 WHOLE SIZES    **LINING:** CANVAS    **FOOTBED:** REMOVABLE EVA    **SHANK:** FIBERGLASS



**FEATURES**

- Hand-laid premium ZXT Rubber for durable, waterproof protection
- ZXT Rubber is ozone, abrasion and tear resistant with added tensile strength
- Heavy-duty canvas lining with internal pull straps for easier on/off
- Multilayer rubber on the toe and heel plus a double-layer, ribbed vamp for added support and protection
- Added layer of abrasion-resistant rubber on the thigh for more durability

STYLE	HEIGHT	WEIGHT	COLOR	INSULATION	COMFORT ZONE		
<b>00152030</b>	32"	9.3 LBS	BLACK	NON-INSULATED	0 TO 70°F		

**SIZES:** 6-14 WHOLE SIZES    **LINING:** CANVAS    **FOOTBED:** REMOVABLE EVA    **SHANK:** FIBERGLASS



**INDUSTRIAL**

NEW FOR 2020



## ZXT WEDGE AP

Designed for the specific needs of paving and concrete work, the ZXT Wedge AP is made to get the job done and keep your feet comfortable all day long. We started with our trusted premium ZXT rubber, then added an oil- and slip-resistant wedge outsole and steel safety toe. Multiple layers of rubber wrap around the ankle to provide unrivaled protection and stability on uneven terrain. We also integrated our new Ease-Off interlocking system into the outsole allowing for easy, hands-free removal so you don't have to mess around with dirty boots. The end result is a boot that offers superior support and protection with built-in durability and comfort for the long haul.



## ALPHA RANGE NMT

The Alpha Range has quickly become a go-to work boot for getting the job done. For spring, we're updating this jack-of-all-trades with an oil- and slip-resistant outsole to ensure optimal traction no matter how messy the job site gets. Same trusted safety features and 100% waterproof protection, and now with more grip than ever before.

248311 **NEW**




**ALL AROUNDER OSR**  
An oil- and slip-resistant  
outsole that's built to  
take on the mud and  
muck from dawn to dusk.

**FEATURES**

- Hand-laid premium ZXT Rubber over a 5mm neoprene core for durable, flexible, waterproof comfort
- ZXT Rubber is ozone, abrasion and tear resistant with added tensile strength
- Active Fit with adjustable gusset for easy on/off and a secure, comfortable fit on foot
- Textured finger grips and angled top band make it easy to grab hold and pull on
- Molded kick-off heel plate for easy hands-free removal
- Multilayer rubber on the toe, heel and vamp for added durability and support
- Moisture-wicking and quick-drying polyester jersey liner
- Lightweight non-metallic safety toe won't transfer heat or cold to the feet

STYLE	HEIGHT	WEIGHT	INSULATION	COLOR					
<b>248311</b>	14"	4.5 LBS	5MM NEOPRENE	BLACK	•			•	

**SIZES:** 7-16 WHOLE SIZES    **LINING:** JERSEY    **FOOTBED:** REMOVABLE PU    **SHANK:** FIBERGLASS    **TOE:** COMPOSITE  
**COMFORT ZONE:** -20 TO 60°F    **ASTM STANDARDS:** F2413-11 M I/75 C/75 EH

 SAFETY TOE     ELECTRICAL HAZARD

248310




**ALL AROUNDER OSR**  
An oil- and slip-resistant  
outsole that's built to  
take on the mud and  
muck from dawn to dusk.

**FEATURES**

- Hand-laid premium ZXT Rubber over a 5mm neoprene core for durable, flexible, waterproof comfort
- ZXT Rubber is ozone, abrasion and tear resistant with added tensile strength
- Active Fit with adjustable gusset for easy on/off and a secure, comfortable fit on foot
- Textured finger grips and angled top band make it easy to grab hold and pull on
- Molded kick-off heel plate for easy hands-free removal
- Multilayer rubber on the toe, heel and vamp for added durability and support
- Moisture-wicking and quick-drying polyester jersey liner
- Non-metallic safety toe, metatarsal guard and puncture-resistant midsole

STYLE	HEIGHT	WEIGHT	INSULATION	COLOR					
<b>248310</b>	14"	5.9 LBS	5MM NEOPRENE	BLACK	•	•	•	•	

**SIZES:** 7-16 WHOLE SIZES    **LINING:** JERSEY    **FOOTBED:** REMOVABLE PU    **SHANK:** FIBERGLASS    **TOE:** COMPOSITE  
**COMFORT ZONE:** -20 TO 60°F    **MET GUARD:** POLYURETHANE    **MIDSOLE:** RUBBER  
**ASTM STANDARDS:** F2413-11 M I/75 C/75 MT/75 EH PR

 SAFETY TOE     METATARSAL GUARD     PUNCTURE RESISTANT     ELECTRICAL HAZARD

644103

**ANTARCTIC**

This rugged outsole's multi-dimensional lug pattern makes it ideal for cold weather traction.

**FEATURES**

- Hand-laid premium rubber over an insulating 7mm neoprene core for flexible, waterproof comfort
- Fully fleece-lined for added warmth and comfort
- Active Fit with adjustable neoprene gusset for easy on/off and a secure, comfortable fit on foot
- Textured finger grips and angled top band make it easy to grab hold and pull on
- Molded kick-off heel plate for easy hands-free removal
- Multilayer rubber on the toe, heel and vamp for added durability and support
- Thick, cushioning EVA midsole delivers added insulation underfoot
- Lightweight, non-metallic safety toe won't transfer cold to the feet

STYLE	HEIGHT	WEIGHT	INSULATION	COLOR	ST	MG	PR	EH	CR
<b>644103</b>	16"	6.0 LBS	7MM NEOPRENE	BLACK	•			•	

**SIZES:** 7-16 WHOLE SIZES    **LINING:** FLEECE    **FOOTBED:** REMOVABLE PU    **SHANK:** NYLON  
**COMFORT ZONE:** -40 TO 30°F    **TOE:** COMPOSITE    **ASTM STANDARDS:** F2413-11 M I/75 C/75 EH

 SAFETY TOE     ELECTRICAL HAZARD

## AERO INSULATOR NMT

664554

**WINTER TREAD**

Generous surface area helps this outsole grip on wet surfaces.

**Our most comfortable approach to winter yet.**

**FEATURES**

- Patented AeroForm® technology delivers revolutionary comfort and durability
- 10mm molded polyurethane shell for ultra-lightweight, warm, flexible, waterproof comfort
- Fully fleece-lined, 5mm neoprene core for added warmth and comfort
- 15mm dual-density polyurethane midsole for best-in-class cushioning, support and insulation underfoot
- Polyurethane reinforced shin provides added durability
- Oversized shank covers the entire arch area for added stability and support
- Molded kick-off heel plate for easy hands-free removal
- Active Fit with adjustable neoprene gusset for easy on/off and a secure, comfortable fit on foot
- Lightweight, non-metallic safety toe won't transfer cold to the feet
- AeroForm® polyurethane shell provides full metatarsal protection

STYLE	HEIGHT	WEIGHT	INSULATION	COLOR	ST	MG	PR	EH	CR
<b>664554</b>	14"	5.0 LBS	1000G EQUIVALENT	BLACK	•	•		•	

**SIZES:** 7-15 WHOLE SIZES    **LINING:** FLEECE    **FOOTBED:** REMOVABLE PU    **SHANK:** POLYPROPYLENE  
**COMFORT ZONE:** -60 TO 32°F    **TOE:** COMPOSITE    **ASTM STANDARDS:** F2413-11 M I/75 C/75 MT/75 EH

 SAFETY TOE     METATARSAL GUARD     ELECTRICAL HAZARD



211311

**VIBRAM® 132 MONTAGNA**  
A premium rugged outsole, built with a 90° heel plus oil- and slip-resistant traction.

211310



00426040



426050



**MUDLITE**  
An outsole with generous surface area, featuring a 90° heel plus oil- and slip-resistant traction

**FEATURES**

- Hand-laid premium rubber over a 3.5mm neoprene core for flexible, waterproof comfort
- Rubber compound is tear- and chemical-resistant for heavy-duty, durable protection
- Multilayer rubber on the toe and heel plus a double-layer, ribbed vamp for added durability and support
- Active Fit with adjustable gusset for easy on/off and a secure, comfortable fit on foot
- 800G Thinsulate™ Ultra Insulation for added warmth around the foot [426050]
- Safety toe [211311, 00426040, 426050], metatarsal guard [211311], puncture resistant midsole [211311]

STYLE	HEIGHT	WEIGHT	INSULATION	COLOR	ST	MG	PR	EH	CR
211310	16"	4.9 LBS	NON-INSULATED	BROWN				•	•
211311	16"	6.5 LBS	NON-INSULATED	BROWN	•	•	•	•	•
00426040	16"	5.1 LBS	NON-INSULATED	BROWN	•			•	•
426050	16"	5.1 LBS	800G THINSULATE™ ULTRA	BLACK	•			•	•

**SIZES:** 7-14 WHOLE SIZES    **LINING:** NYLON    **FOOTBED:** REMOVABLE EVA    **SHANK:** FIBERGLASS  
**COMFORT ZONE:** 0 TO 70°F    **TOE:** STEEL    **MET GUARD:** POLYURETHANE [211311]    **MIDSOLE:** RUBBER [211311]  
**ASTM STANDARDS:** F2892-11, F903 [211310]; F2413-11 M I/75 C/75 MT/75 EH PR, F903 [211311]; F2413-11 M I/75 C/75 EH, F903 [00426040]

ST SAFETY TOE    MG METATARSAL GUARD    PR PUNCTURE RESISTANT    EH ELECTRICAL HAZARD    CR CHEMICAL RESISTANT

**ALPHA AGGRESSIVE CHEMICAL RESISTANCE**

**TEST PERFORMED**  
Chemical Penetration

**TEST METHOD USED**  
ASTM F903

**TESTING THESE INDUSTRY CHEMICALS**

Acetone	Chlorox	Methyl Ethyl Ketone
Ammonium Hydroxide (30%)	Diesel Fuel	Naphtha
Ammonium Sulfate (30%)	Ethylene Glycol	Nitric Acid (70%)
Aniline	Formic Acid	Oleic Acid
Benzene	Gas (unleaded)	Phosphoric Acid
Bromine	Hydrochloric Acid (30%)	Sodium Hydroxide (50%)
Butyl Alcohol	Hydrofluoric Acid (50%)	Sulfuric Acid (30%)
Carbon Disulfide	Hydrogen Peroxide (50%)	Toluene
		Xylol Fide

133040 **NEW**




**ZXT WEDGE**  
This oil- and slip-resistant wedge outsole has low lugs for greater surface contact and won't track debris.

**FEATURES**

- Hand-laid premium ZXT Rubber for durable, waterproof protection
- ZXT Rubber is ozone, abrasion and tear resistant with added tensile strength
- Internal reinforced rubber heel and ankle for best-in-class support and stability
- Multilayer rubber on the toe and heel plus a double-layer, ribbed vamp for added durability and support
- Ankle Fit locks the heel in place and gusset is adjustable for a comfortable, secure fit
- Durable molded PU footbed offers superior comfort and long-lasting shape
- Ease-Off interlocking system allows for easy, hands-free boot removal

STYLE	HEIGHT	WEIGHT	INSULATION	COLOR	ST	MG	PR	EH	CR
<b>133040</b>	16"	6.0 LBS	NON-INSULATED	BLACK	•			•	

**SIZES:** 6-16 WHOLE SIZES    **LINING:** NYLON    **FOOTBED:** REMOVABLE PU    **SHANK:** FIBERGLASS  
**COMFORT ZONE:** 0 TO 70°F    **TOE:** STEEL    **ASTM STANDARDS:** ASTM F2413-18 I/75 C/75 EH

 SAFETY TOE     ELECTRICAL HAZARD

00228265




**VIBRAM® 132 MONTAGNA**  
A premium rugged outsole, built with a 90° heel plus oil- and slip-resistant traction.

**Built for extreme stability on uneven ground.**

**FEATURES**

- Hand-laid premium ZXT Rubber for durable, waterproof protection
- ZXT Rubber is ozone, abrasion and tear resistant with added tensile strength
- Internal reinforced rubber heel and ankle, plus a flange outsole for best-in-class support and stability
- Multilayer rubber on the toe and heel plus a double-layer, ribbed vamp for added support and protection
- Abrasion-resistant rubber on the metatarsal and toe areas for more durability
- Floating metatarsal guard provides flexible protection
- Lightweight, flexible, non-metallic Flex-Shield puncture resistant midsole

STYLE	HEIGHT	WEIGHT	INSULATION	COLOR	ST	MG	PR	EH	CR
<b>00228265</b>	16"	8.8 LBS	NON-INSULATED	BLACK	•	•	•	•	

**SIZES:** 7-15 WHOLE SIZES    **LINING:** NYLON    **FOOTBED:** REMOVABLE PU    **SHANK:** FIBERGLASS    **TOE:** ALLOY  
**MET GUARD:** RUBBER    **MIDSOLE:** FLEX-SHIELD    **ASTM STANDARDS:** ASTM F2413-11 M I/75 C/75 MT/75 EH PR

 SAFETY TOE     METATARSAL GUARD     PUNCTURE RESISTANT     ELECTRICAL HAZARD

00228050



**VIBRAM® 132 MONTAGNA**  
A premium rugged outsole, built with a 90° heel plus oil- and slip-resistant traction.

**FEATURES**

- Hand-laid premium ZXT Rubber for durable, waterproof protection
- ZXT Rubber is ozone, abrasion and tear resistant with added tensile strength
- Ankle Fit locks the heel in place and lacing is adjustable for a comfortable, secure fit
- Multilayer rubber on the toe and heel plus a double-layer ribbed vamp for added support protection
- Floating metatarsal guard provides flexible protection

STYLE	HEIGHT	WEIGHT	INSULATION	COLOR					
<b>00228050</b>	16"	6.7 LBS	NON-INSULATED	BLACK	•	•	•	•	•

**SIZES:** 7-14 WHOLE SIZES    **LINING:** NYLON    **FOOTBED:** REMOVABLE EVA    **SHANK:** FIBERGLASS    **TOE:** STEEL  
**MET GUARD:** RUBBER    **ASTM STANDARDS:** ASTM F2413-11 M I/75 C/75 MT/75 EH

 SAFETY TOE     METATARSAL GUARD     ELECTRICAL HAZARD

00228040



**TRAC-LITE**  
A multi-purpose outsole that's known for its reliable traction in slippery conditions.

**FEATURES**

- Hand-laid premium ZXT Rubber for durable, waterproof protection
- ZXT Rubber is ozone, abrasion and tear resistant with added tensile strength
- Ankle Fit locks the heel in place and lacing is adjustable for a comfortable, secure fit
- Multilayer rubber on the toe, heel and vamp for added support and protection
- Abrasion-resistant rubber on the metatarsal and toe areas for more durability
- Floating metatarsal guard provides flexible protection

STYLE	HEIGHT	WEIGHT	INSULATION	COLOR					
<b>00228040</b>	12"	6.3 LBS	NON-INSULATED	BLACK	•	•	•	•	•

**SIZES:** 7-14 WHOLE SIZES    **LINING:** NYLON    **FOOTBED:** REMOVABLE EVA    **SHANK:** FIBERGLASS  
**TOE:** STEEL    **MET GUARD:** RUBBER    **MIDSOLE:** STEEL    **ASTM STANDARDS:** F2413-11 M I/75 C/75 MT/75 EH PR

 SAFETY TOE     METATARSAL GUARD     PUNCTURE RESISTANT     ELECTRICAL HAZARD





**FEATURES**

- Hand-laid premium ZXT Rubber for durable, waterproof protection
- ZXT Rubber is ozone, abrasion and tear resistant with added tensile strength
- Multilayer rubber on the toe and heel, plus a double-layer ribbed vamp for added support and protection
- Abrasion-resistant rubber on the toe area for more durability
- Full metatarsal guard provides maximum protection

STYLE	HEIGHT	WEIGHT	INSULATION	COLOR					
<b>00228260</b>	16"	6.6 LBS	NON-INSULATED	BLACK	•	•	•	•	

**SIZES:** 6-16 WHOLE SIZES    **LINING:** NYLON    **FOOTBED:** REMOVABLE EVA    **SHANK:** FIBERGLASS  
**TOE:** STEEL    **MET GUARD:** RUBBER    **MIDSOLE:** STEEL    **ASTM STANDARDS:** F2413-11 M I/75 C/75 MT/75 EH PR

 SAFETY TOE     METATARSAL GUARD     PUNCTURE RESISTANT     ELECTRICAL HAZARD

**META HIP BOOT**



**FEATURES**

- Hand-laid premium ZXT Rubber for durable, waterproof protection
- ZXT Rubber is ozone, abrasion and tear resistant with added tensile strength
- Multilayer rubber on the toe and heel, plus a double-layer, ribbed vamp for added support and protection
- Abrasion-resistant rubber on the thigh, metatarsal and toe areas for more durability
- Floating metatarsal guard provides flexible protection

STYLE	HEIGHT	WEIGHT	INSULATION	COLOR					
<b>24509099</b>	32"	8.0 LBS	NON-INSULATED	BLACK	•	•	•	•	

**SIZES:** 6-16 WHOLE SIZES    **LINING:** CANVAS    **FOOTBED:** REMOVABLE EVA    **SHANK:** FIBERGLASS  
**TOE:** STEEL    **MET GUARD:** RUBBER    **MIDSOLE:** STEEL    **ASTM STANDARDS:** F2413-11 M I/75 C/75 MT/75 EH PR

 SAFETY TOE     METATARSAL GUARD     PUNCTURE RESISTANT     ELECTRICAL HAZARD






00227050




**TRAC-LITE**  
A multi-purpose outsole that's known for its reliable traction in slippery conditions.

**FEATURES**

- Hand-laid premium ZXT Rubber for durable, waterproof protection
- ZXT Rubber is ozone, abrasion and tear resistant with added tensile strength
- Multilayer rubber on the toe, heel and vamp for added support and protection
- Abrasion-resistant rubber on the metatarsal area for more durability
- Full metatarsal guard provides maximum protection
- Top strap is adjustable for a secure fit

STYLE	HEIGHT	WEIGHT	INSULATION	COLOR					
<b>00227050</b>	16"	6.6 LBS	NON-INSULATED	RUST	•	•	•	•	

**SIZES:** 7-14 WHOLE SIZES    **LINING:** NYLON    **FOOTBED:** REMOVABLE EVA    **SHANK:** FIBERGLASS  
**TOE:** STEEL    **MET GUARD:** RUBBER    **MIDSOLE:** STEEL    **ASTM STANDARDS:** F2413-11 M I/75 C/75 MT/75 EH PR

 SAFETY TOE     METATARSAL GUARD     PUNCTURE RESISTANT     ELECTRICAL HAZARD






00223050




**TRAC-LITE**  
A multi-purpose outsole that's known for its reliable traction in slippery conditions.

**FEATURES**

- Hand-laid premium ZXT Rubber for durable, waterproof protection
- ZXT Rubber is ozone, abrasion and tear resistant with added tensile strength
- Ankle Fit locks the heel in place and top strap is adjustable for a comfortable, secure fit
- Multilayer rubber on the toe and heel for added support and protection
- Abrasion-resistant rubber on the toe plus a double-layer, ribbed vamp for more durability

STYLE	HEIGHT	WEIGHT	INSULATION	COLOR					
<b>00223050</b>	16"	4.5 LBS	NON-INSULATED	RUST	•			•	

**SIZES:** 7-14 WHOLE SIZES    **LINING:** NYLON    **FOOTBED:** REMOVABLE EVA    **SHANK:** STEEL  
**TOE:** STEEL    **ASTM STANDARDS:** ASTM F2413-11 M I/75 C/75 EH

 SAFETY TOE     ELECTRICAL HAZARD

00223120

**TRAC-LITE**

A multi-purpose outsole that's known for its reliable traction in slippery conditions.

**FEATURES**

- Hand-laid premium ZXT Rubber for durable, waterproof protection
- ZXT Rubber is ozone, abrasion and tear resistant with added tensile strength
- 9mm wool felt midsole and polymeric foam insulation for warmth around the foot
- Ankle Fit locks the heel in place and lacing can be adjusted for a comfortable, secure fit
- Multilayer rubber on the toe and heel for added support and protection
- Abrasion-resistant rubber on the toe plus a double-layer, ribbed vamp for more durability

STYLE	HEIGHT	WEIGHT	INSULATION	COLOR	ST	MG	PR	EH	CR
<b>00223120</b>	12"	6.0 LBS	FOAM	RED	•			•	

**SIZES:** 7-14 WHOLE SIZES **LINING:** NYLON **FOOTBED:** REMOVABLE EVA **SHANK:** STEEL  
**TOE:** STEEL **ASTM STANDARDS:** ASTM F2413-11 M I/75 C/75 EH

 SAFETY TOE  ELECTRICAL HAZARD

**INSULATED STORM HIP BOOT**

00109050

**TRAC-LITE**

A multi-purpose outsole that's known for its reliable traction in slippery conditions.

**FEATURES**

- Hand-laid premium ZXT Rubber for durable, waterproof protection
- ZXT Rubber is ozone, abrasion and tear resistant with added tensile strength
- 8mm wool felt midsole with polymeric foam insulation for warmth around the foot
- Heavy-duty canvas lining with internal pull straps for easy on/off
- Multilayer rubber on the toe and heel for added support and protection
- Abrasion-resistant rubber on the toe plus a double-layer, ribbed vamp for more durability
- Added layer of knurled rubber under the arch for protection during shovel work

STYLE	HEIGHT	WEIGHT	INSULATION	COLOR	ST	MG	PR	EH	CR
<b>00109050</b>	31"	8.3 LBS	FOAM	BLACK	•		•	•	

**SIZES:** 6-14 WHOLE SIZES **LINING:** CANVAS **FOOTBED:** REMOVABLE EVA **SHANK:** FIBERGLASS  
**TOE:** STEEL **MIDSOLE:** STEEL **ASTM STANDARDS:** F2413-11 M I/75 C/75 EH PR

 SAFETY TOE  PUNCTURE RESISTANT  ELECTRICAL HAZARD

24009043



24009033



**DIAMOND BAR**  
A versatile outsole that's designed for slip-resistant traction.

**FEATURES**

- Hand-laid rubber for waterproof protection
- Multilayer rubber on the toe and heel for added support and protection
- Abrasion-resistant rubber on the toe for more durability

STYLE	HEIGHT	WEIGHT	INSULATION	COLOR	ST	MG	PR	EH	CR
<b>24009033</b>	16"	5.0 LBS	NON-INSULATED	BLACK					
<b>24009043</b>	16"	5.1 LBS	NON-INSULATED	BLACK	•			•	

**SIZES:** 6-15 WHOLE SIZES    **LINING:** NYLON    **FOOTBED:** REMOVABLE EVA    **SHANK:** STEEL  
**TOE:** STEEL [24009043]    **ASTM STANDARDS:** ASTM F2413-11 M I/75 C/75 EH [24009043]

 SAFETY TOE     ELECTRICAL HAZARD

00101110



00267220



**TRAC-LITE**  
A multi-purpose outsole that's known for its reliable traction in slippery conditions.

**FEATURES**

- Hand-laid premium ZXT Rubber for durable, waterproof protection
- ZXT Rubber is ozone, abrasion and tear resistant with added tensile strength
- Multilayer rubber on the toe and heel for added support and protection
- Abrasion-resistant rubber on the toe plus a double-layer, ribbed vamp for more durability
- Added layer of knurled rubber under the arch for protection during shovel work

STYLE	HEIGHT	WEIGHT	INSULATION	COLOR	ST	MG	PR	EH	CR
<b>00101110</b>	16"	5.8 LBS	NON-INSULATED	BLACK	•		•	•	
<b>00267220</b>	16"	5.5 LBS	NON-INSULATED	BLACK	•			•	

**SIZES:** 6-15 WHOLE SIZES    **LINING:** NYLON    **FOOTBED:** REMOVABLE EVA  
**SHANK:** FIBERGLASS [00101110]; STEEL [00267220]    **TOE:** STEEL    **MIDSOLE:** STEEL [00101110]  
**ASTM STANDARDS:** F2413-11 M I/75 C/75 EH PR [00101110]; ASTM F2413-11 M I/75 C/75 EH [00267220]

 SAFETY TOE     PUNCTURE RESISTANT     ELECTRICAL HAZARD



**FEATURES**

- Hand-laid rubber for waterproof protection
- Heavy-duty canvas lining with internal pull straps for easier on/off
- Multilayer rubber on the toe and heel for added support and protection
- Abrasion-resistant rubber on the toe and thigh for more durability
- Top strap is adjustable for a secure fit

STYLE	HEIGHT	WEIGHT	INSULATION	COLOR					
<b>24009091</b>	32"	7.0 LBS	NON-INSULATED	BLACK	•			•	

**SIZES:** 6-14 WHOLE SIZES    **LINING:** CANVAS    **FOOTBED:** REMOVABLE EVA    **SHANK:** STEEL  
**TOE:** STEEL    **ASTM STANDARDS:** ASTM F2413-11 M I/75 C/75 EH

 SAFETY TOE     ELECTRICAL HAZARD

ZXT INSULATOR



**FEATURES**

- Hand-laid premium ZXT Rubber for durable, waterproof protection
- ZXT Rubber is ozone, abrasion and tear resistant with added tensile strength
- 9mm wool felt midsole with foam insulation for warmth around the foot
- Heavy-duty canvas lining for long-lasting wear and easier on/off
- Multilayer rubber and internal reinforced zones for maximum durability
- Compatible H-back suspenders available [pg. 64]

STYLE	HEIGHT	WEIGHT	INSULATION	COLOR					
<b>191200</b>	CHEST	13.5 LBS	FOAM	BLACK					

**SIZES:** 7-15 WHOLE SIZES    **LINING:** CANVAS    **FOOTBED:** REMOVABLE EVA    **SHANK:** STEEL

229133



**Versatile traction on varied terrain – from ice and snow to concrete and steel.**






229131



**ATS OVERSHOE**  
Patented outsole design is slip-resistant on both soft and hard surfaces.

**FEATURES**

- Hand-laid premium ZXT Rubber for durable, waterproof protection
- ZXT Rubber is ozone, abrasion and tear resistant with added tensile strength
- Industrial strength carbide/tungsten studs are slip resistant on both hard and soft surfaces
- Reinforced rubber lugs for added durability
- Added layer of knurled rubber under the arch for traction and protection when climbing ladders
- Non-corrosive metal buckles for an adjustable, secure fit
- 3M™ Scotchlite™ reflective heel wrap for increased visibility

STYLE	HEIGHT	WEIGHT	INSULATION	COLOR					
<b>229131</b>	5"	3.4 LBS	NON-INSULATED	BLACK					
<b>229133</b>	12"	5.1 LBS	FLEECE	BLACK					

**SIZES:** 6-18 WHOLE SIZES    **LINING:** NYLON [229131]; FLEECE [229133]

Z SERIES OVERSHOE

266100



266160








266200



**DIAMOND CHEVRON**  
Outsole lugs deliver multi-directional traction that won't track mud or dirt.

**FEATURES**

- Hand-laid premium rubber for durable, waterproof protection
- Built to fit over flat heel footwear with adjustable, non-corrosive metal buckles for a secure fit

STYLE	HEIGHT	WEIGHT	INSULATION	COLOR					
<b>266100</b>	5"	2.8 LBS	NON-INSULATED	BLACK					
<b>266160</b>	11"	4.0 LBS	NON-INSULATED	BLACK					
<b>266200</b>	14"	4.5 LBS	NON-INSULATED	BLACK					

**SIZES:** 7-16 WHOLE SIZES    **LINING:** NYLON

**00267090**









**HEX-TREAD**  
A low-lug outsole built for increased stability and traction on ladder rungs.

**00267140**



**FEATURES**

- Hand-laid premium ZXT Rubber for durable, waterproof protection
- ZXT Rubber is ozone, abrasion and tear resistant with added tensile strength
- Built to fit over deep heel footwear
- Non-corrosive metal buckles and 3M™ Scotchlite™ reflective heel wrap

STYLE	HEIGHT	WEIGHT	INSULATION	COLOR					
<b>00267090</b>	5"	4.0 LBS	NON-INSULATED	BLACK					
<b>00267140</b>	14"	5.8 LBS	NON-INSULATED	BLACK					

**SIZES:** 7-16 WHOLE SIZES **LINING:** NYLON

**267110**









**HEX-TREAD**  
A low-lug outsole built for increased stability and traction on ladder rungs.

**267190**



**FEATURES**

- Hand-laid premium ZXT Rubber for durable, waterproof protection
- ZXT Rubber is ozone, abrasion and tear resistant with added tensile strength
- Built to fit over wedge or flat heel footwear
- Non-corrosive metal buckles and 3M™ Scotchlite™ reflective heel wrap

STYLE	HEIGHT	WEIGHT	INSULATION	COLOR					
<b>267110</b>	5"	4.0 LBS	NON-INSULATED	BLACK					
<b>267190</b>	14"	5.8 LBS	NON-INSULATED	BLACK					

**SIZES:** 7-16 WHOLE SIZES **LINING:** NYLON

**100030**









**DIAMOND CHEVRON**  
Outsole lugs deliver multi-directional traction that won't track mud or dirt.

**00300060**



**FEATURES**

- Hand-laid premium ZXT Rubber for durable, waterproof protection [00300060]
- ZXT Rubber is ozone, abrasion and tear resistant with added tensile strength
- Built to wear over standard leather work boots; adjustable top strap for a secure fit [100030]
- Oversized to fit protective toe and high-vamp boots; adjustable top strap for a secure fit [00300060]

STYLE	HEIGHT	WEIGHT	INSULATION	COLOR					
<b>100030</b>	13"	4.0 LBS	NON-INSULATED	BLACK					
<b>00300060</b>	14"	4.4 LBS	NON-INSULATED	BLACK					

**SIZES:** 7-16 WHOLE SIZES **LINING:** NYLON



**WOMEN**





## GRANGE® CHELSEA

Our Grange® Chelsea collection is growing this spring with a new colorway. This waterproof rubber slip-on is perfect for spring with its shorter height and everyday style. Built with the same ZXT Rubber and comfortable fit as our original Grange®, the Chelsea also features side stretch panels for easy on, easy off. Enjoy utility and style this spring with the Grange® Chelsea.



NEW FOR 2020

656110




**AUSTRU**  
This outsole channels water and slush away for reliable grip in slippery conditions.

656111



**FEATURES**

- Hand-laid premium rubber over a 4mm neoprene core for flexible, waterproof comfort
- Ultra-soft fleece lining for added warmth and comfort
- Active Fit locks heel in place for a secure, comfortable fit on foot
- Rear stretch panel allows for effortless on/off
- Molded kick-off heel plate for easy hands-free removal
- EVA midsole delivers added insulation underfoot

STYLE	HEIGHT	WEIGHT	COLOR	INSULATION	COMFORT ZONE
656110	10"	3.7 LBS	BLACK/TAN	4MM NEOPRENE	-20 TO 60°F
656111	10"	3.7 LBS	CLASSIC BROWN	4MM NEOPRENE	-20 TO 60°F

**SIZES:** 5-11 WHOLE SIZES    **LINING:** PLUSH FLEECE    **FOOTBED:** REMOVABLE PU    **SHANK:** NYLON

AERO TIMBER TOP

664503




**TIMBER TOP**  
An outsole built for traction on wet and slushy ground.

664505



**FEATURES**

- AeroForm® technology delivers revolutionary comfort and durability
- Molded polyurethane shell for ultra-lightweight, flexible, waterproof comfort
- Seamless transition from upper to shell
- Suede leather upper is water resistant
- Back pull tab and open-wide lacing for easy on/off

STYLE	HEIGHT	WEIGHT	COLOR	INSULATION	COMFORT ZONE
664503	8"	3.3 LBS	CLAY BROWN	NON-INSULATED	0 TO 70°F
664505	8"	3.3 LBS	GRAY/BLACK	NON-INSULATED	0 TO 70°F

**SIZES:** 5-11 WHOLE SIZES    **LINING:** UNLINED    **FOOTBED:** REMOVABLE PU    **SHANK:** POLYPROPYLENE

664534



**TIMBER TOP**  
An outsole built for traction on wet and slushy ground.

664533



**FEATURES**

- AeroForm® technology delivers revolutionary comfort and durability
- Molded polyurethane shell for ultra-lightweight, flexible, waterproof comfort
- Seamless transition from upper to shell
- Suede leather upper is water resistant
- Back pull tab for easy on

STYLE	HEIGHT	WEIGHT	COLOR	INSULATION	COMFORT ZONE
<b>664533</b>	5"	3.0 LBS	CLAY BROWN	NON-INSULATED	0 TO 70°F
<b>664534</b>	5"	3.0 LBS	GRAY/BLACK	NON-INSULATED	0 TO 70°F

**SIZES:** 5-11 WHOLE SIZES    **LINING:** UNLINED    **FOOTBED:** REMOVABLE PU    **SHANK:** POLYPROPYLENE

631044

**NEW**



**CHEVRON CLEATED**  
Trusted for generations because of its reliable traction in a variety of wet and muddy conditions.

631040



631041



631042



631043



**FEATURES**

- Hand-laid premium ZXT Rubber for durable, waterproof protection
- ZXT Rubber is ozone, abrasion and tear resistant with added tensile strength
- Multilayer rubber on the toe and heel plus a double-layer ribbed vamp for added durability and support
- Side stretch panels and back pull tab for easy on/off.
- Ankle Fit locks the heel in place for a comfortable, secure fit

STYLE	HEIGHT	WEIGHT	COLOR	INSULATION	COMFORT ZONE
<b>631040</b>	5"	2.2 LBS	BLACK	NON-INSULATED	0 TO 70°F
<b>631041</b>	5"	2.2 LBS	BRICK RED	NON-INSULATED	0 TO 70°F
<b>631042</b>	5"	2.2 LBS	BLACK/TAN	NON-INSULATED	0 TO 70°F
<b>631043</b>	5"	2.2 LBS	CLASSIC BROWN	NON-INSULATED	0 TO 70°F
<b>631044</b>	5"	2.2 LBS	GRAY/BLACK	NON-INSULATED	0 TO 70°F

**SIZES:** 5-11 WHOLE SIZES    **LINING:** JERSEY    **FOOTBED:** REMOVABLE EVA    **SHANK:** FIBERGLASS



631151

A CLASSIC NEVER GOES OUT OF STYLE.



**CHEVRON CLEATED**  
Trusted for generations because of its reliable traction in a variety of wet and muddy conditions.

631125



631128



631129



**FEATURES**

- Hand-laid premium ZXT Rubber for durable, waterproof protection
- ZXT Rubber is ozone, abrasion and tear resistant with added tensile strength
- Multilayer rubber on the toe and heel plus a double-layer, ribbed vamp for added durability and support
- Ankle Fit locks the heel in place and top strap is adjustable for a comfortable, secure fit

STYLE	HEIGHT	WEIGHT	COLOR	INSULATION	COMFORT ZONE
<b>631125</b>	14"	3.5 LBS	CHOCOLATE	NON-INSULATED	0 TO 70°F
<b>631128</b>	14"	3.5 LBS	BRICK RED	NON-INSULATED	0 TO 70°F
<b>631129</b>	14"	3.5 LBS	BLACK/TAN	NON-INSULATED	0 TO 70°F
<b>631151</b>	14"	3.5 LBS	BALSAM GREEN	NON-INSULATED	0 TO 70°F

**SIZES:** 5-11 WHOLE SIZES    **LINING:** NYLON    **FOOTBED:** REMOVABLE EVA    **SHANK:** FIBERGLASS



610037

UP FOR ANYTHING AND EVERYTHING.



**ALPHA LITE DIAMOND**  
Excellent all-around traction for a variety of conditions.

610032



610034



610035



610036



**FEATURES**

- Hand-laid premium ZXT Rubber over a 5mm neoprene core for flexible, waterproof comfort
- Active Fit for easy on/off and a secure, comfortable fit on foot
- Multilayer rubber on the toe and heel plus a shin guard for added durability and protection
- Moisture-wicking and quick-drying polyester jersey liner

STYLE	HEIGHT	WEIGHT	COLOR	INSULATION	COMFORT ZONE
610032	14"	3.0 LBS	CHOCOLATE/PLUM	5MM NEOPRENE	-20 TO 60°F
610034	14"	3.0 LBS	GRAY/BALSAM GREEN	5MM NEOPRENE	-20 TO 60°F
610035	14"	3.0 LBS	CELESTIAL BLUE/BLACK	5MM NEOPRENE	-20 TO 60°F
610036	14"	3.0 LBS	BRICK RED	5MM NEOPRENE	-20 TO 60°F
610037	14"	3.0 LBS	BLACK/TAN	5MM NEOPRENE	-20 TO 60°F

**SIZES:** 5-11 WHOLE SIZES    **LINING:** JERSEY    **FOOTBED:** REMOVABLE EVA

602247



NO JOB TOO BIG. NO JOB TOO SMALL.



**ALL AROUND**

A versatile, non-loading outsole that's built to take on the mud and muck from dawn to dusk.

602241



602243



602244



602245



**FEATURES**

- Hand-laid premium rubber over a 5mm neoprene core for flexible, waterproof comfort
- ZXT Rubber is ozone, abrasion and tear resistant with added tensile strength
- Active Fit with adjustable gusset for easy on/off and a secure, comfortable fit on foot
- Textured finger grips and angled top band make it easy to grab hold and pull on
- Molded kick-off heel plate for easy hands-free removal
- Multilayer rubber on the toe, heel and vamp for added durability and support
- Moisture-wicking and quick-drying polyester jersey liner

STYLE	HEIGHT	WEIGHT	COLOR	INSULATION	COMFORT ZONE	ST	EH
602241	12"	3.3 LBS	CHOCOLATE/PLUM	5MM NEOPRENE	-20 TO 60°F		•
602243	12"	3.3 LBS	GRAY/BALSAM	5MM NEOPRENE	-20 TO 60°F		•
602244	12"	3.3 LBS	BLACK/CERULEAN	5MM NEOPRENE	-20 TO 60°F		•
602245	12"	3.3 LBS	BRICK RED	5MM NEOPRENE	-20 TO 60°F		•
602247	12"	3.3 LBS	BLACK/TAN	5MM NEOPRENE	-20 TO 60°F		•

**SIZES:** 5-11 WHOLE SIZES    **LINING:** JERSEY    **FOOTBED:** REMOVABLE PU    **SHANK:** FIBERGLASS  
**ASTM STANDARDS:** F2892-11

 ELECTRICAL HAZARD



644108

**ANTARCTIC**  
This rugged outsole's multi-dimensional lug pattern makes it ideal for cold weather traction.



644104



644105



644106

**FEATURES**

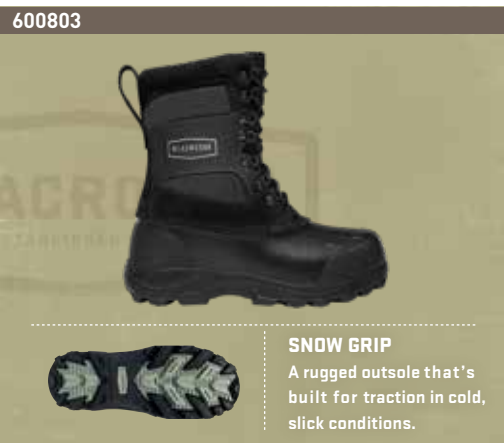
- Hand-laid premium rubber over an insulating 7mm neoprene core for flexible, waterproof comfort
- Ultra-soft fleece lining for added warmth and comfort
- Active Fit with adjustable neoprene gusset for easy on/off and a secure, comfortable fit on foot
- Textured finger grips and angled top band make it easy to grab hold and pull on
- Molded kick-off heel plate for easy hands-free removal
- Multilayer rubber on the toe, heel and vamp for added durability and support
- Cushioning EVA midsole delivers added insulation underfoot

STYLE	HEIGHT	WEIGHT	COLOR	INSULATION	COMFORT ZONE	ST	EH
644104	14"	4.3 LBS	CHOCOLATE/PLUM	7MM NEOPRENE	-40 TO 30°F		•
644105	14"	4.3 LBS	BLACK/CERULEAN	7MM NEOPRENE	-40 TO 30°F		•
644106	14"	4.3 LBS	GRAY/BALSAM GREEN	7MM NEOPRENE	-40 TO 30°F		•
644108	14"	4.3 LBS	BLACK/TAN	7MM NEOPRENE	-40 TO 30°F		•

**SIZES:** 5-11 WHOLE SIZES    **LINING:** PLUSH FLEECE    **FOOTBED:** REMOVABLE PU    **SHANK:** NYLON  
ASTM STANDARDS: F2892-11

 ELECTRICAL HAZARD

OUTPOST II



600803

**SNOW GRIP**  
A rugged outsole that's built for traction in cold, slick conditions.



**FEATURES**

- Suede with full-grain leather and durable nylon upper is water resistant
- Hand-laid premium rubber bottom with abrasion-resistant toe and heel is 100% waterproof
- Removable foam liner provides cushion and warmth throughout the boot
- Back pull tab and open-wide lacing for easy on/off

STYLE	HEIGHT	WEIGHT	COLOR	INSULATION	COMFORT ZONE
600803	10"	4.2 LBS	BLACK	FOAM	-40 TO 40°F

**SIZES:** 5-11 WHOLE SIZES    **LINING:** REMOVABLE FOAM    **SHANK:** STEEL

635172




**ROPE CLEATED**  
The ideal outsole for slip-resistant traction in snow and slush.

**FEATURES**

- Oiled and distressed full-grain leather upper is water resistant
- Hand-laid premium rubber bottom is 100% waterproof
- Back pull tab and open-wide lacing for easy on/off

STYLE	HEIGHT	WEIGHT	COLOR	INSULATION	COMFORT ZONE
<b>635172</b>	6"	3.1 LBS	RUSTIC BROWN	NON-INSULATED	0 TO 70°F

**SIZES:** 5-11 WHOLE SIZES    **LINING:** UNLINED    **FOOTBED:** REMOVABLE AIR CUSHION    **SHANK:** STEEL

WINDROSE

513363




**WINDROSE**  
A versatile outsole with multi-directional lugs for traction in varying terrain.



**FEATURES**

- Nubuck leather with lightweight abrasion-resistant material upper for rugged durability
- 100% waterproof Dry-Core® lining and Thinsulate™ Ultra Insulation for protection from the elements
- DuraFit rubber heel cup locks heel in place for a secure fit and provides stability
- Thick, cushioning EVA midsole delivers added insulation and shock absorption underfoot
- Multi-directional non-loading lugs provide increased surface area for stability on uneven terrain

STYLE	HEIGHT	WEIGHT	COLOR/PATTERN	INSULATION
<b>513363</b>	8"	2.8 LBS	BROWN/MIDNIGHT	NON-INSULATED
<b>513364</b>	8"	2.9 LBS	REALTREE EDGE™	600G THINSULATE™ ULTRA

**SIZES:** 5-10, 11M    **LINING:** DRY-CORE®    **FOOTBED:** REMOVABLE PU    **SHANK:** TPU



376008



**WHERE ABSOLUTE COMFORT AND UNEQUALED SCENT PROTECTION COME TOGETHER.**



**BURLY® PRO**  
A non-loading outsole tailored, by style, to take on mud, snow and everything in between.

376016



376026



376028



376031



**FEATURES**

- Hand-laid premium rubber over a 3.5mm neoprene core for flexible, waterproof, scent-free comfort
- Embossed liner increases air circulation inside the boot, wicks moisture and is quick drying
- Active Fit with adjustable neoprene gusset for easy on/off and a secure, comfortable fit on foot
- Multilayer toe and heel plus double-layer vamp for added support and durability

STYLE	HEIGHT	WEIGHT	PATTERN	INSULATION	COMFORT ZONE
<b>376008</b>	15"	4.0 LBS	MOSSY OAK® BREAK-UP COUNTRY™	NON-INSULATED	0 TO 70°F
<b>376026</b>	15"	4.0 LBS	REALTREE EDGE™	NON-INSULATED	0 TO 70°F
<b>376028</b>	15"	4.0 LBS	REALTREE EDGE™	800G THINSULATE™ ULTRA	-50 TO 40°F
<b>376016</b>	15"	4.6 LBS	GORE OPTIFADE ELEVATED II	1000G THINSULATE™ ULTRA	-60 TO 30°F
<b>376031</b>	15"	4.8 LBS	MOSSY OAK® BREAK-UP COUNTRY™	1600G THINSULATE™ ULTRA	-70 TO 30°F

**SIZES:** 5-11 WHOLE SIZES    **LINING:** JERSEY    **FOOTBED:** REMOVABLE EVA    **SHANK:** NYLON

301130




**SWITCHGRASS**  
Versatile traction with angled lugs that shed mud and debris.

301131



301132



**FEATURES**

- Hand-laid premium rubber for waterproof, scent free protection
- Multilayer rubber on the toe, heel and vamp for added durability and protection
- Ankle Fit locks the heel in place and back gusset is adjustable for a comfortable, secure fit
- Oversized shank covers the entire arch area for added stability and support
- Quad-Core® technology with four layers of cushion and support underfoot

STYLE	HEIGHT	WEIGHT	PATTERN	INSULATION	COMFORT ZONE
<b>301130</b>	15"	4.2 LBS	MOSSY OAK® BREAK-UP COUNTRY™	NON-INSULATED	0 TO 70°F
<b>301131</b>	15"	5.2 LBS	REALTREE EDGE™	800G THINSULATE™ ULTRA	-20 TO 60°F
<b>301132</b>	15"	5.3 LBS	MOSSY OAK® BREAK-UP COUNTRY™	1200G THINSULATE™ ULTRA	-50 TO 40°F

**SIZES:** 5-11 WHOLE SIZES    **LINING:** POLYESTER FABRIC    **FOOTBED:** REMOVABLE PU    **SHANK:** POLYPROPYLENE

541021




**TRILLIUM**  
Designed for stalking, this outsole is ideal for stealth in the field.

**FEATURES**

- 100% waterproof Dry-Core® lining
- 800G Thinsulate™ Ultra Insulation for warmth
- Suede leather with 1000G Denier nylon upper for rugged durability
- Collar padding for added comfort around the ankle and calf

STYLE	HEIGHT	WEIGHT	PATTERN	INSULATION
<b>541021</b>	8"	2.9 LBS	MOSSY OAK® BREAK-UP INFINITY®	800G THINSULATE™ ULTRA

**SIZES:** 5-10, 11M    **LINING:** DRY-CORE®    **FOOTBED:** REMOVABLE EVA    **SHANK:** NYLON

700090



**SWAMP-LITE**  
A versatile outsole made for superior traction in mud, marsh and everywhere in between.

**UPPER**

- Lightweight, breathable and abrasion-resistant nylon is 100% waterproof with double-stitched and taped seams
- 60G quilted insulation delivers lightweight warmth
- Four side torso gussets and top drawstring are adjustable – expand or tighten as needed for a customized fit
- Y-back suspenders stay put, comfortably allowing for a wide range of movement
- Belt and elastic suspenders are adjustable and feature buckle closures for durability
- Removable front pouch with fleece hand warmer pocket and top loading pocket provide versatile storage
- Top can be lowered without removing suspenders for easy conversion from chest-to pant wader

**BOOT**

- Hand-laid premium rubber over a 3.5mm neoprene core for flexible, waterproof comfort
- 1600G Thinsulate™ Ultra Insulation for lightweight warmth
- Active Fit for easy on/off and a secure, comfortable fit on foot
- Multilayer rubber on toe, heel and vamp for added protection and support
- Abrasion-resistant toe and heel caps for added durability

STYLE	PATTERN	BOOT INSULATION	UPPER INSULATION
<b>700090</b>	REALTREE MAX-5®	1600G THINSULATE™ ULTRA	60G INSULATION

**SIZES:** 6-10 [REGULAR] WHOLE SIZES    **LINING:** NYLON    **FOOTBED:** REMOVABLE EVA    **SHANK:** STEEL

700314



**SWAMP-LITE**  
A versatile outsole  
made for superior  
traction in mud, marsh  
and everywhere  
in between.

## UPPER

- Insulating 3.5mm stretch neoprene is 100% waterproof with double-stitched and taped seams
- Polyurethane-reinforced knees and seat, plus abrasion-resistant Brush Tuff bi-directional material for protection and durability
- Front gusset is adjustable – expand or tighten as needed for a customized fit
- Cross-back suspenders stay put, comfortably allowing for a wide range of movement
- Belt and elastic suspenders are adjustable and feature buckle closures for durability
- Fleece lined hand warmer pockets and interior pocket provide storage

## BOOT

- Hand-laid premium rubber over a 3.5mm neoprene core for flexible, waterproof comfort
- 1200G Thinsulate™ Ultra Insulation for lightweight warmth
- Active Fit for easy on/off and a secure, comfortable fit on foot
- Multilayer rubber on toe, heel and vamp for added protection and support
- Abrasion-resistant toe and heel caps for added durability

STYLE	PATTERN	BOOT INSULATION	UPPER INSULATION
<b>700314</b>	REALTREE MAX-5®	1200G THINSULATE™ ULTRA	3.5MM NEOPRENE

**SIZES:** 6-10 [REGULAR] WHOLE SIZES    **LINING:** JERSEY    **FOOTBED:** REMOVABLE EVA    **SHANK:** STEEL

## WOMEN'S WADER SIZE CHARTS

### WOMEN'S ESTUARY WADER 700314

BOOT SIZE	INSEAM	OUTSEAM	CHEST	WAIST	HIP	THIGH
6 REGULAR	30.5	47.5	41	36	44	26.5
7 REGULAR	31.5	48.5	43	38	45	27
8 REGULAR	31.5	48.5	43	38	45	27
9 REGULAR	32.5	49.5	46	41	47	28
10 REGULAR	32.5	49.5	46	41	47	28

### WOMEN'S HAIL CALL WADER 700090

BOOT SIZE	INSEAM	OUTSEAM	CHEST	WAIST	HIP	THIGH
6 REGULAR	35.5	56	45	43	45	28
7 REGULAR	36.5	57	47	44	47	29
8 REGULAR	36.5	57	47	44	47	29
9 REGULAR	37.5	58	49	46	49	30
10 REGULAR	37.5	58	49	46	49	30

NEOPRENE WADERS CAN ACCOMMODATE A RANGE OF SIZES DUE TO THE HIGH DEGREE OF STRETCH.

**BOOT SIZE** WADERS ARE AVAILABLE IN FULL SIZES AND ONE WIDTH ONLY. IT IS RECOMMENDED THAT HALF SIZES ORDER THE NEXT FULL SIZE LISTED ON THE CHART.

**INSEAM** MEASUREMENT FROM CROTCH TO FLOOR    **OUTSEAM** MEASUREMENT FROM ARMPIT TO FLOOR

**CHEST/WAIST/HIP/THIGH** MEASUREMENT AROUND WIDEST PART

MEASUREMENTS MAY VARY +/- 1" DEPENDING ON STYLE.



YOUTH

610245 / 610247



**ALPHA LITE**  
Excellent all-around traction for a variety of conditions.

**FEATURES**

- Hand-laid premium ZXT Rubber over a 5mm neoprene core for durable, flexible waterproof comfort
- ZXT Rubber is ozone, abrasion and tear resistant with added tensile strength
- Active Fit for easy on/off and a secure, comfortable fit on foot
- Multilayer rubber on the toe and heel with a double-layer vamp for added support and durability
- Rubber grips and angled top band make it easy to grab hold and pull on
- Moisture-wicking and quick-drying polyester jersey liner
- Graded heights: Sizes 11-13 are 9", sizes 1-3 are 10", sizes 4-6 are 11"

STYLE	HEIGHT	WEIGHT	PATTERN	INSULATION	COMFORT ZONE
<b>610245</b>	9"-11"	2.5 LBS	REALTREE XTRA®	5MM NEOPRENE	-20 TO 60°F
<b>610247</b>	9"-11"	3.0 LBS	REALTREE XTRA®	1000G THINSULATE™ ULTRA	-60 TO 30°F

**SIZES:** 11-6 WHOLE SIZES    **LINING:** JERSEY    **FOOTBED:** REMOVABLE EVA

631200



**CHEVRON CLEATED**  
Trusted for generations because of its reliable traction in a variety of wet and muddy conditions.

631201



631202



**FEATURES**

- Hand-laid premium ZXT Rubber for durable, waterproof, scent-free protection
- ZXT Rubber is ozone, abrasion and tear resistant with added tensile strength
- Multilayer rubber on the toe and heel plus a double-layer, ribbed vamp for added durability and support
- Ankle Fit locks the heel in place and top strap is adjustable for a comfortable, secure fit
- Graded heights: Sizes 6-7 are 6.5", sizes 8-10 are 7.5", 11-13 are 9", sizes 1-3 are 10", sizes 4-6 are 11"

STYLE	HEIGHT	WEIGHT	COLOR/PATTERN	INSULATION	COMFORT ZONE
<b>631200</b>	6.5-11"	2.2 LBS	BLACK/GOLD	NON-INSULATED	0 TO 70°F
<b>631201</b>	6.5-11"	2.2 LBS	BLACK/BLUE	NON-INSULATED	0 TO 70°F
<b>631202</b>	6.5-11"	2.2 LBS	PURPLE/PINK	NON-INSULATED	0 TO 70°F

**SIZES:** 6-6 WHOLE SIZES    **LINING:** NYLON    **FOOTBED:** REMOVABLE EVA

266003



## FEATURES

- Hand-laid premium ZXT Rubber for durable, waterproof, scent-free protection
- ZXT Rubber is ozone, abrasion and tear resistant with added tensile strength
- 9mm wool felt midsole and polymeric foam insulation for warmth around the foot
- Multilayer rubber on the toe and heel plus a double-layer, ribbed vamp for added durability and support
- Ankle Fit locks the heel in place for a comfortable, secure fit
- Molded kick-off heel plate for easy hands-free removal

STYLE	HEIGHT	WEIGHT	COLOR	INSULATION	COMFORT ZONE
<b>266003</b>	9"	2.5 LBS	OD GREEN	FOAM	-20 TO 60°F

**SIZES:** 11-6 WHOLE SIZES    **LINING:** NYLON    **FOOTBED:** REMOVABLE EVA    **SHANK:** FIBERGLASS

## YOUTH WADER SIZE CHART

BOOT SIZE	INSEAM	OUTSEAM	CHEST/WAIST
13	23	32	30
1	24	34	31
2	26	37	31
3	26	38	34
4	27	41	36
5	28	45	38
6	29	47	39
7	31	50	42
8	33	54	44

**BOOT SIZE** WADERS ARE AVAILABLE IN FULL SIZES AND ONE WIDTH ONLY. IT IS RECOMMENDED THAT HALF SIZES ORDER THE NEXT FULL SIZE LISTED ON THE CHART.

**INSEAM** MEASUREMENT FROM CROTCH TO FLOOR

**OUTSEAM** MEASUREMENT FROM ARMPIT TO FLOOR

**CHEST/WAIST** MEASUREMENT AROUND WIDEST PART OF CHEST OR WAIST

NEOPRENE WADERS CAN ACCOMMODATE A RANGE OF SIZES DUE TO THE HIGH DEGREE OF STRETCH. MEASUREMENTS MAY VARY +/- 1" DEPENDING ON STYLE.



700320



**SWAMP-LITE**

A versatile outsole made for superior traction in mud, marsh and everywhere in between.

**UPPER**

- Insulating 3.5mm stretch neoprene is 100% waterproof with double-stitched and taped seams
- Polyurethane-reinforced knees and seat, plus abrasion-resistant Brush Tuff bi-directional material for protection and durability
- Hand warmer, top-loading pocket and built-in call holder provide storage
- Buckled straps can be used as a belt when the wader is folded down

**BOOT**

- Hand-laid premium rubber for durable, waterproof comfort
- 1000G Thinsulate™ Ultra Insulation for warmth
- Ankle Fit locks the heel in place for a comfortable, secure fit
- Multilayer rubber with abrasion-resistant toe and heel caps for added durability

STYLE	PATTERN	BOOT INSULATION	UPPER INSULATION
<b>700320</b>	REALTREE MAX-5®	1000G THINSULATE™ ULTRA	3.5MM NEOPRENE

**SIZES:** 13-8 WHOLE SIZES    **LINING:** JERSEY    **FOOTBED:** REMOVABLE EVA    **SHANK:** STEEL

541114




**LACROSSE® TRACKS**  
Designed for stalking, this outsole is ideal for stealth in the field.

**FEATURES**

- 100% waterproof Dry-Core® lining
- 800G Thinsulate™ Ultra Insulation for warmth
- Suede leather with 1000 Denier nylon upper for rugged durability
- Collar padding for added comfort around the ankle and calf

STYLE	HEIGHT	WEIGHT	PATTERN	INSULATION
<b>541114</b>	8"	2.3 LBS	MOSSY OAK® BREAK-UP INFINITY®	800G THINSULATE™ ULTRA

**SIZES:** 1-6 WHOLE SIZES    **LINING:** DRY-CORE®    **FOOTBED:** REMOVABLE EVA    **SHANK:** NYLON

VENOM SNAKE BOOT

425600




**LACROSSE® TRACKS**  
Designed for stalking, this outsole is ideal for stealth in the field.

SIDE ZIPPER



**FEATURES**

- Total protection with flexible 360° Snake Guard plus scent-free and 100% waterproof Scent Dry lining
- Suede leather with 1000 Denier nylon upper plus abrasion-resistant toe cap for rugged durability
- Side zipper for easy on/off with full lacing system for an adjustable, secure fit

STYLE	HEIGHT	WEIGHT	PATTERN	INSULATION
<b>425600</b>	12"	3.0 LBS	NEXT G-1® GREEN	NON-INSULATED

**SIZES:** 1-6 WHOLE SIZES    **LINING:** SCENT DRY    **FOOTBED:** REMOVABLE EVA    **SHANK:** STEEL



# ACCESSORIES

# OUR RUBBER BOOTS HAVE MET THEIR PERFECT MATCH

## MEN'S MERINO MIDWEIGHT



### FEATURES

- Underfoot cushioning and flat toe seam for added comfort
- Arch support for reduced foot fatigue
- Merino wool is soft and naturally breathable
- Made in the USA

STYLE	HEIGHT	COLOR	SIZES
<b>913322</b>	CREW	OD GREEN	M, L, XL
<b>913323</b>	OVER CALF	OD GREEN	M, L, XL

**MATERIALS:** 70% MERINO WOOL, 28% NYLON, 2% LYCRA® [913322]; 72% MERINO WOOL, 26% NYLON, 2% LYCRA® [913323]

## WOMEN'S MERINO MIDWEIGHT



### FEATURES

- Underfoot cushioning and flat toe seam for added comfort
- Arch support for reduced foot fatigue
- Merino wool is soft and naturally breathable
- Made in the USA

STYLE	HEIGHT	COLOR	SIZES
<b>913324</b>	CREW	CHARCOAL	S, M, L
<b>913325</b>	CREW	CHOCOLATE	S, M, L

**MATERIALS:** 68% MERINO WOOL, 30% NYLON, 2% LYCRA®

## MEN'S ULTRASPUN® MIDWEIGHT



### FEATURES

- Underfoot cushioning and seamless toe for added comfort
- Ventilation zones for added breathability
- Arch support for reduced foot fatigue
- Made in the USA

STYLE	HEIGHT	COLOR	SIZES
<b>913320</b>	CREW	OD GREEN	M, L, XL
<b>913321</b>	OVER CALF	OD GREEN	M, L, XL

**MATERIALS:** 81% US ULTRASPUN®, 17% NYLON, 2% LYCRA®

### LaCrosse Sock Sizing

Men's: M 6-8.5; L 9-12; XL 12.5-15

Women's: S 4-6.5; M 7-9.5; L 10-12.5

## UNIVERSAL LINER



### FEATURES

- Fleece-lined foam for cushioning warmth
- Machine washable; air dry
- Ideal for use with LaCrosse® Outpost II [Pg. 26]

STYLE	HEIGHT	SIZES
<b>919959</b>	9.5"	7-15 WHOLE SIZES

## FELT INSOLE



### FEATURES

- Adds cushion and warmth underfoot
- Improves boot fit
- Provides insulation from cold ground
- Ideal for use with any LaCrosse® boot

<b>STYLE</b>	<b>902001</b> 6MM	<b>902201</b> 9MM
<b>SIZES</b>	<b>902001</b> 3-14	<b>902201</b> 6-14

WHOLE SIZES ONLY

## ICE KING® LINER



### FEATURES

- Fleece-lined foam for cushioning warmth
- Machine washable; air dry
- Ideal for use with LaCrosse® Ice King [Pg. 25]

STYLE	HEIGHT	SIZES
<b>918220</b>	10"	6-15 WHOLE SIZES

## AIR CUSHION INSOLE



### FEATURES

- Perforated design provides breathability
- Polyurethane foam layer prevents odor
- Adds cushion and comfort underfoot

<b>STYLE</b>	<b>24002250</b>	<b>SIZES</b>	6-14 WHOLE SIZES
--------------	-----------------	--------------	------------------

## ICEMAN LINER



### FEATURES

- Durable 9MM wool for superior warmth
- Moisture-wicking and quick-drying
- Ideal for use with LaCrosse® Iceman [Pg. 26]

STYLE	HEIGHT	SIZES
<b>904000</b>	10.5"	7-15 WHOLE SIZES

## FLEX SHIELD INSOLE



### FEATURES

- Lenzi L-protection® material shields bottom of the foot from puncture wounds
- Lightweight, flexible and non-metallic
- Exceeds ASTM F2413-11 requirement for a puncture resistant midsole by 70lbs
- Added heel cushion provides all-day comfort

<b>STYLE</b>	<b>24002251</b>	<b>SIZES</b>	6-14 WHOLE SIZES
--------------	-----------------	--------------	------------------

## NAVIGATOR DAYPACK

NEW



### FEATURES

- Padded internal pouch for laptop or hydration bladder
- PALS compatible webbing on both sides of pack
- Multiple internal pockets for organization
- Rubber bottom provides added durability

STYLE	CAPACITY	COLOR
<b>922301</b>	30L	OD GREEN

## ALPHA CAN COOLER



### FEATURES

- Hand-laid premium rubber construction
- Fully lined with 3.5mm neoprene for insulation
- Fits standard sized cans

STYLE **974371**

SOLO IN SETS OF 20

## LACES



### FEATURES

- Versatile nylon material
- Ideal for use with any LaCrosse® lace-up boot

STYLE	LENGTH	HEIGHT	COLOR
<b>983000</b>	66"	6" BOOTS	BLACK BROWN
<b>983001</b>	76"	8" - 9" BOOTS	BLACK BROWN
<b>983002</b>	86"	10" - 12" BOOTS	BLACK BROWN
<b>983003</b>	104"	14" - 18" BOOTS	BLACK BROWN

SOLO IN SETS OF 12

## RUBBER CONDITIONING SPRAY



### FEATURES

- Stops color-fading
- Prevents UV damage
- Non-glossy/non-slip formula
- Water-based and biodegradable

STYLE **980000** SIZES 8 OZ

SOLO IN SETS OF 12

## H-BACK WADER SUSPENDERS



### FEATURES

- 2" wide elastic for comfort and stretch
- Durable, leather fasteners
- Universal sizing fits all
- Ideal for use with LaCrosse® ZXT Insulator  
[Pg. 44]

STYLE **908250** SIZES ONE SIZE FITS ALL

## BOOT & WADER REPAIR KIT



### FEATURES

- .75 oz. Aquaseal® urethane repair adhesive
- 2 self-adhesive patches
- Application brush included


STYLE **907022**



[LaCrosseFootwear.com/catalog](http://LaCrosseFootwear.com/catalog)

 [www.facebook.com/lacrossefootwear](http://www.facebook.com/lacrossefootwear)

 [twitter.com/lacrosse1897](https://twitter.com/lacrosse1897)  
[@lacrosse1897](https://twitter.com/lacrosse1897)

 [www.instagram.com/lacrossefootwear](http://www.instagram.com/lacrossefootwear)  
[@lacrossefootwear](https://www.instagram.com/lacrossefootwear)

 [www.youtube.com/lacrossefootwear](http://www.youtube.com/lacrossefootwear)

LaCrosse® is a registered trademark of LaCrosse Footwear, Inc. Other LaCrosse brand trademarks include, but are not limited to, AeroForm®, AeroHead®, Alphaburly™, Burly®, Dry-Core®, Grange®, Ice King®, LaCrosse® Established 1897 and design, Quad Comfort® and Quad Core®. GORE-TEX®, GORE® OPTIFADE® and the Diamond Logo are registered trademarks of W.L. Gore & Associates, Inc. Thinsulate™ is a trademark of 3M. Vibram® is a registered trademark of Vibram® S.p.A. Italy.

©2020 LaCrosse Footwear, Inc.



FSC® certification ensures that the paper used for this printed piece contains fiber from well-managed forests that meet strict environmental and socioeconomic standards. We are proud to make this significant move to FSC® paper to help our environment.



**LACROSSE FOOTWEAR INC.**

17634 NE AIRPORT WAY, PORTLAND, OREGON 97230  
CUSTOMER RESOURCE CENTER :: PH: 800.323.8007 (2668) FX: 800.658.9444  
CORPORATE HEADQUARTERS :: PH: 503.262.0110 FX: 503.262.0115